

SIGN
LED
DESIGN

HOI YUE ADVERTISING LIMITED
SHANGHAI DASHENG (H.K.) LTD

# PRADA

## PRADA -SIGNAGE CONCLUDING REPORT

Date:2022.12.15

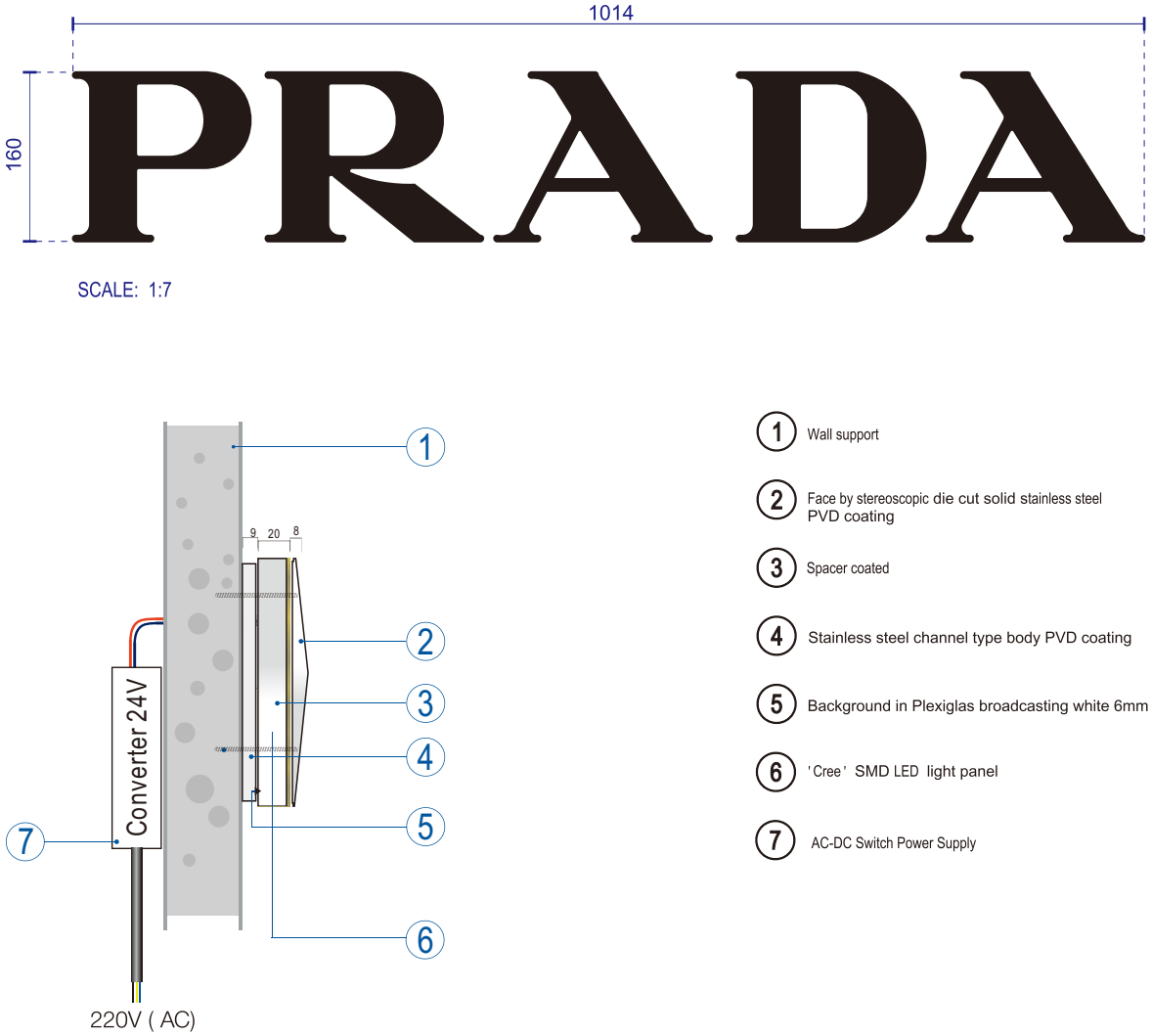


## New Design

Customers need to be stimulated before entering a fashion shop, to be reminded of why they come at the first place. The answer is longing for a change, a change that fulfills their desires of being tasteful, outstanding and confident. This is exactly what a new, well-designed shop sign can offer, intriguing the shoppers by a surprise that they would like to be seen on them while reassuring them with the familiarity that triggers a sense of belonging.

This balance is achieved in every modification we make, where innovations are perfectly introduced and incorporated. Thinking unconventionally, every brand wants itself to stand out from others, but why not actually "standing out", like the Greco-Roman reliefs that bring the ancient dramatic strength out of plain stone wall and across the time of centuries. With our meticulous craftsmanship on edge polishing, the word "Prada" will no longer be restricted on a flat surface, depending only on the thickness of acrylic to bring out its three-dimensionality. Instead, each side of a character has its own small slope that enhances the metallic shininess and its 3D form, revealing the inner vitality of Prada the brand. This is a breakthrough out of the plain surface, the preconceived notion of how Prada's signage should be, and comfort zones that Prada has never ceased jumping out from in every respect.

What other small yet exciting modification can we make to introduce another kind of visual freshness to anyone walking pass by Prada? Changing the current white, opaque base under each character into a completely transparent one fascinates us. The light in the background would seem limitless, a dramatic light effect that shows all the characters not supported by acrylic bases but floating on the radiating light. Compared with the current signage dated back to ten years ago, this fresh sense of magical modernity would surely surprise anyone who encounter Prada in a normal day of their life. Not only does the transparency of bases enhance the light effect, but it also Encourages the customers to explore what is behind the signage-The products, the design, and the service-with Prada's warmest welcome, and tells that the beauty of Prada's design is with no barrier in between to be appreciated.

CLIENT: PRADA

PROJECT:

HOI YUE | TENG YUE

SIGN LED DESIGN | LOGOS PANEL LIGHTING

Http:www.hoiyue.hk
E-mail:hoiyue@netvigator.com

GENERAL NOTES:

CONSTR-UCTION | ARCHITE-CTURE | SIGN& DISPLAY | FABRI-CATION | ROHS | UL | CE | GREEN | 6 year Guarantee | 100% Real material

| | |
|---|---|
| MANUFACTRING: | SunnyYiu |
| DRAWN BY: | Ken Lo |
| DESIGNER BY: | Joe Chan / Jasmine |
| SALES BY: | Marius Li |

Confirmed & Signed by:

DRAWING NO: PRADA 2022





## New Design

①Can be produced any size between 80mm(H)-400mm(H);

②All joints of the products are seamlessly polished and handled;

③In addition to the back of the product, screws are not visible in other location;

④The brand and model of each part of the product will correspond to the material drawing(Drawing:PRADA2022) ;

⑤The luminance stardard is 12000 LUX ;

⑥The product will be tested the high temperature 54 degrees and 5 degrees below zero for 72 hours ;

⑦Do not require MOQ ;

⑧After many years, the signage can be refurbished and PVD plating again to change color ;

| | | | |
|---|---|---|---|
| CLIENT: PRADA | HOI YUE \| TENG YUE<br>SIGN LED DESIGN / LOGOS PANEL LIGHTING<br>Http:www.hoiyue.hk<br>E-mail:hoiyue@netvigator.com | GENERAL NOTES: | CONSTR-UCTION, ARCHITE-CTURE, SIGN& DISPLAY, FABRI-CATION, ROHS<br>UL, CE, GREEN, 6 year Guarantee, 100% Realmaterial |
| PROJECT: | | | |

| | | | |
|---|---|---|---|
| MANUFACTRING: | SunnyYiu | Confirmed & Signed by: | |
| DRAWN BY: | Ken Lo | | |
| DESIGNER BY: | Joe Chan / Jasmine | | |
| SALES BY: | Marius Li | DRAWING NO: | PRADA 2022 |

# PRADA

## PRADA -SIGNAGE CONCLUDING REPORT

Date:2022.12.15




Two independent LED system,
usage time becomes double, and
saving the mantainance cost on site;



Neon section view




Side 15mm(#316) steel material,
#8 mirror surface

Surface and side line without joint line;

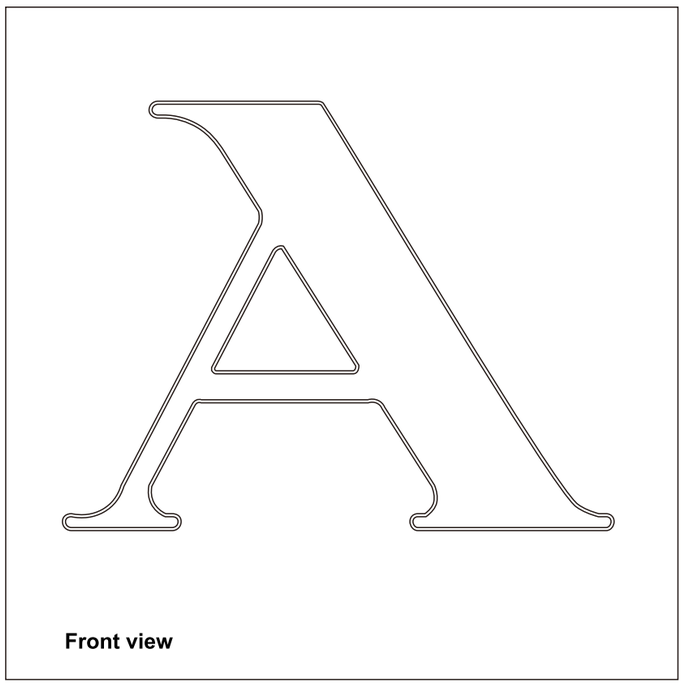

Front view



Steel and acrylic  both part connect well;

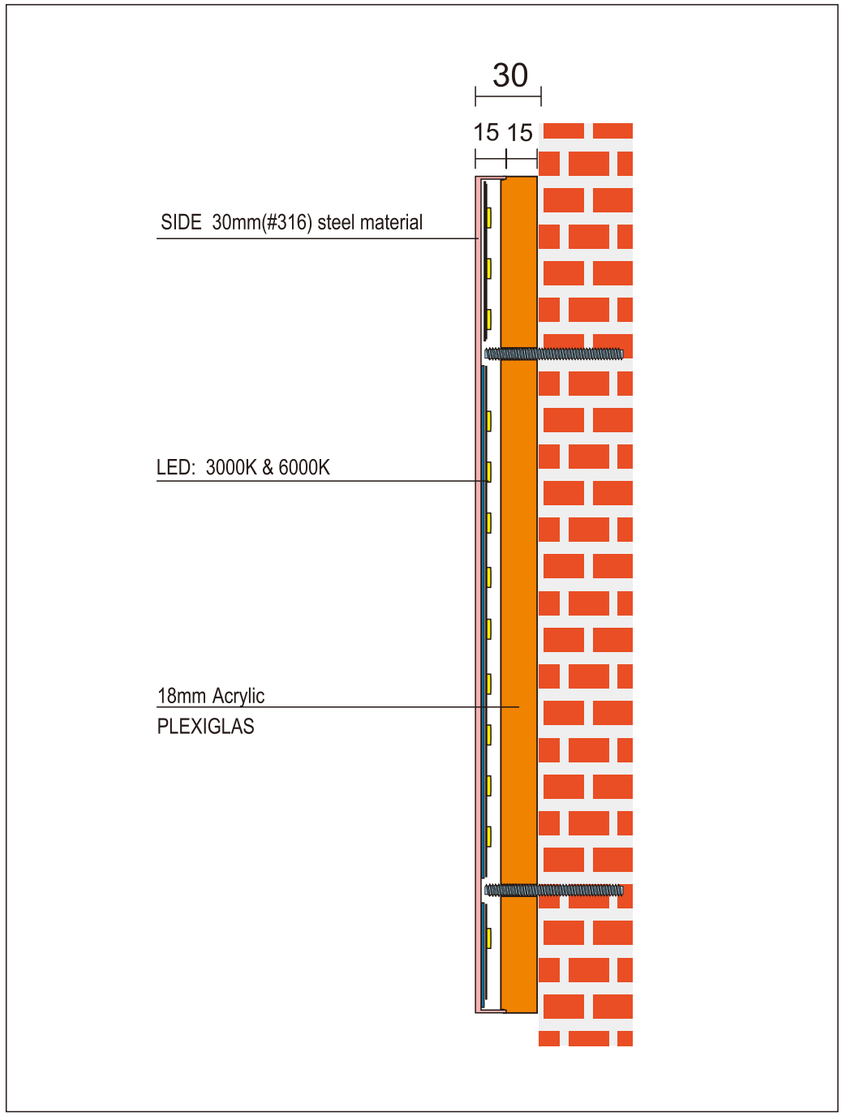




90 degree right angle;

This sign total is including 3 parts:
steel, led circuit board and acrylic ,
all are independent, can be removable
and changeable on site;

无光效果




发光效果




PRADA:
Actual sample:  Side 15mm(#316) steel material, #8 mirror surface，back 15mm illuminated, total thickness 30mm side lit sign;
Main point:

01) Side 15mm no lamp bead, luminous evenly;
02) Two independent LED system, usage time becomes double, and saving the mantainance cost on site ;
03) Waranty time is 6 years;
04) Whole surface is polished by CNC machine;
05) Between surface and side line are polished by CNC machine as well looks straight ,not hand made;
06) 90 degree right angle;
07) Surface and side line without joint line;
08) Steel and acrylic  both part connect well;
09) Construction safety ;
10)  This sign total is including 3 parts:  steel, led circuit board and acrylic , all are independent, can be removable and changeable on site;

# 接　線　圖
# WIRING DIAGRAM

257mm(W)*200mm(H)

## 火牛接線配件要求
Requirements for power wiring accessories

*

Electric box, wire box and
PVC hose are not configured
in the factory

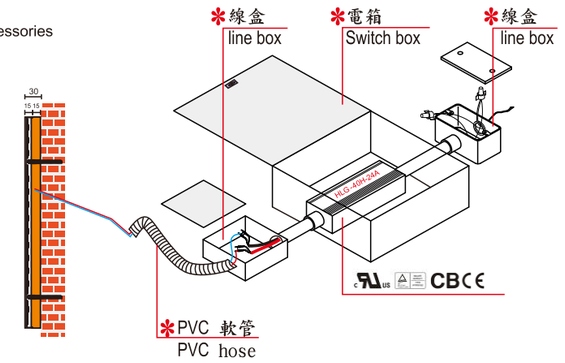


## 發光logo接線明細
Wiring details of luminous logo




The wire box is not configured at the factory
線盒出廠不配置

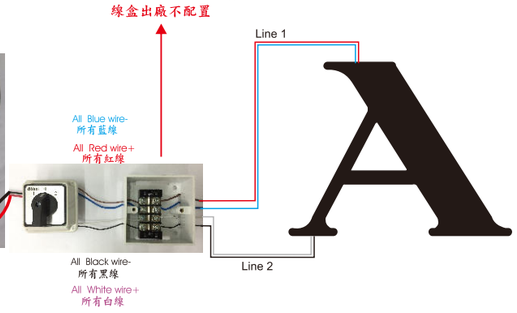


## 發光logo接線效果
Luminous logo wiring effect

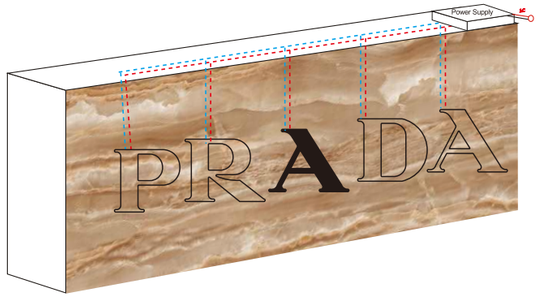


謹慎：必須按圖接線；必須使用符合國家規定及認證的配件。

CAUTION: wiring must be carried out according to the drawing; accessories conforming to national regulations and certification must be used.

# PRADA

## PRADA -SIGNAGE CONCLUDING REPORT

Date:2023.11.10




HOI YUE ADVERTISING LTD.
TENG YUE TRADEMARK DESIGN CO.,LTD.

| | | | | | | | |
|---|---|---|---|---|---|---|---|
| CLIENT<br>PRADA | PROJECT<br>**SIDE ILLUMINATED ID LOGO (SAMPLE)** | DRAWING TITLE<br>3D RENDERING | DRAWING NUMBER<br>**SP-2306a** | DRAWN BY:<br>**C.W.**<br>Date: 15 JUN 2023 | ENGINEERING APPROVAL:<br>**B.LO.**<br>Date: 20 JUN 2023 | REVISION<br>A<br>B<br>C<br>D<br>E<br>F | CONFIRMED & SIGNED BY: (CLIENT)<br>Date: |
| | | JOB NUMBER<br>**SP-2305** | SCALE | APPROVED BY:<br>**G.C.**<br>Date: 17 JUN 2023 | FINAL APPROVAL:<br>**S.WANG**<br>Date: 22 JUN 2023 | | INDOOR \| OUTDOOR |







HOI YUE ADVERTISING LTD.
TENG YUE TRADEMARK DESIGN CO.,LTD.

| | | | | | | | | |
|---|---|---|---|---|---|---|---|---|
| CLIENT<br>PRADA | PROJECT<br>SIDE ILLUMINATED ID LOGO (SAMPLE) | DRAWING TITLE<br>3D RENDERING | DRAWING NUMBER<br>SP-2306b | DRAWN BY:<br>C.W.<br>Date: 15 JUN 2023 | ENGINEERING APPROVAL:<br>B.LO.<br>Date: 20 JUN 2023 | REVISION<br>A<br>B<br>C<br>D<br>E<br>F | CONFIRMED & SIGNED BY: (CLIENT)<br>Date: | INDOOR \| OUTDOOR |
| | | JOB NUMBER<br>SP-2305 | SCALE | APPROVED BY:<br>G.C.<br>Date: 17 JUN 2023 | FINAL APPROVAL:<br>S.WANG<br>Date: 22 JUN 2023 | | | |




HOI YUE ADVERTISING LTD.
TENG YUE TRADEMARK DESIGN CO.,LTD.

| | | | | | | | | |
|---|---|---|---|---|---|---|---|---|
| CLIENT<br>PRADA | PROJECT<br>SIDE ILLUMINATED ID LOGO (SAMPLE) | DRAWING TITLE<br>3D RENDERING | DRAWING NUMBER<br>SP-2306c | DRAWN BY:<br>C.W.<br>Date: 15 JUN 2023 | ENGINEERING APPROVAL:<br>B.LO.<br>Date: 20 JUN 2023 | REVISION<br>A<br>B<br>C<br>D<br>E<br>F | CONFIRMED & SIGNED BY: (CLIENT)<br>Date: | INDOOR \| OUTDOOR |
| | | JOB NUMBER<br>SP-2305 | SCALE | APPROVED BY:<br>G.C.<br>Date: 17 JUN 2023 | FINAL APPROVAL:<br>S.WANG<br>Date: 22 JUN 2023 | | | |

# PRADA

## PRADA -SIGNAGE CONCLUDING REPORT

Date:2023.11.10




HOI YUE ADVERTISING LTD.
TENG YUE TRADEMARK DESIGN CO.,LTD.

| | | | | | | | | |
|---|---|---|---|---|---|---|---|---|
| CLIENT<br>PRADA | PROJECT<br>**FRONT ILLUMINATED ID LOGO (SAMPLE)** | DRAWING TITLE<br>3D RENDERING | DRAWING NUMBER<br>**SP-2305a** | DRAWN BY:<br>**C.W.**<br>Date: 15 JUN 2023 | ENGINEERING APPROVAL:<br>**B.LO.**<br>Date: 20 JUN 2023 | REVISION<br>A<br>B<br>C<br>D<br>E<br>F | CONFIRMED & SIGNED BY: (CLIENT)<br>Date: | INDOOR \| OUTDOOR |
| | | JOB NUMBER<br>**SP-2305** | SCALE | APPROVED BY:<br>**G.C.**<br>Date: 17 JUN 2023 | FINAL APPROVAL:<br>**S.WANG**<br>Date: 22 JUN 2023 | | | |






HOI YUE ADVERTISING LTD.
TENG YUE TRADEMARK DESIGN CO.,LTD.

| | | | | | | | |
|---|---|---|---|---|---|---|---|
| CLIENT: PRADA | PROJECT: FRONT ILLUMINATED ID LOGO (SAMPLE) | DRAWING TITLE: 3D RENDERING | DRAWING NUMBER: SP-2305b | DRAWN BY: C.W. Date: 15 JUN 2023 | ENGINEERING APPROVAL: B.LO. Date: 20 JUN 2023 | REVISION: A, B, C, D, E, F | CONFIRMED & SIGNED BY: (CLIENT) Date: |
| | | JOB NUMBER: SP-2305 | SCALE | APPROVED BY: G.C. Date: 17 JUN 2023 | FINAL APPROVAL: S.WANG Date: 22 JUN 2023 | | INDOOR / OUTDOOR |




HOI YUE ADVERTISING LTD.
TENG YUE TRADEMARK DESIGN CO.,LTD.

| | | | | | | | |
|---|---|---|---|---|---|---|---|
| CLIENT<br>PRADA | PROJECT<br>**FRONT ILLUMINATED ID LOGO (SAMPLE)** | DRAWING TITLE<br>3D RENDERING | DRAWING NUMBER<br>**SP-2305c** | DRAWN BY:<br>**C.W.**<br>Date: 15 JUN 2023 | ENGINEERING APPROVAL:<br>**B.LO.**<br>Date: 20 JUN 2023 | REVISION<br>A<br>B<br>C<br>D<br>E<br>F | CONFIRMED & SIGNED BY:<br>(CLIENT)<br>Date: |
| | | JOB NUMBER<br>**SP-2305** | SCALE | APPROVED BY:<br>**G.C.**<br>Date: 17 JUN 2023 | FINAL APPROVAL:<br>**S.WANG**<br>Date: 22 JUN 2023 | | INDOOR \| OUTDOOR |

# PRADA

## PRADA -SIGNAGE CONCLUDING REPORT

Date:2022.12.15




Scale : 1:5
Unit : mm

Sample







SECTION

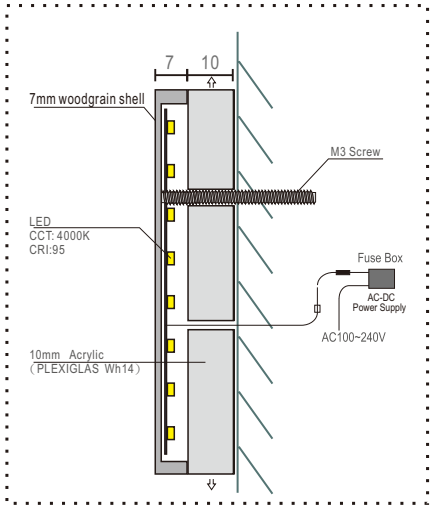


Not Real Size

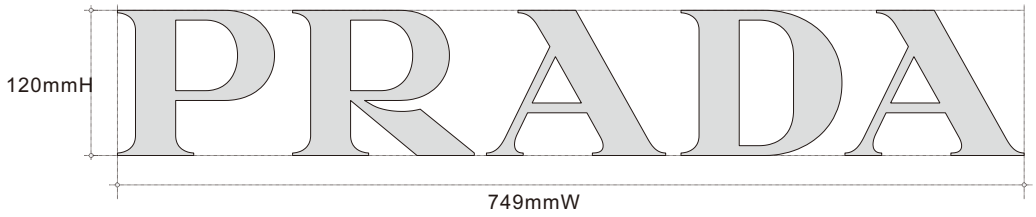


| PRADA-Side Lit Sign | | | | | |
|---|---|---|---|---|---|
| A | Shell | 1 | Pattern | woodgrain | ¡ Ì |
| | | 2 | Thickness | 7mm | ¡ Ì |
| | | 3 | Plane and side edge | 90° | ¡ Ì |
| | | 4 | Inner and outer corner | 100% match CAD | ¡ Ì |
| | | 5 | Surface level | 180° | ¡ Ì |
| B | Acrylic | 6 | BRAND | PLEXIGLAS | ¡ Ì |
| | | 7 | Thickness | 10mm | ¡ Ì |
| | | 8 | CCT | 4000K(+/-300) | ¡ Ì |
| | | 9 | CRI | 95(+/-1) | ¡ Ì |
| | | 10 | LUX | 7000 | ¡ Ì |
| | | 11 | Voltage | 12V | ¡ Ì |
| | | 12 | Halo lighting effect | 95% | ¡ Ì |
| | | 13 | Power | 35W | ¡ Ì |

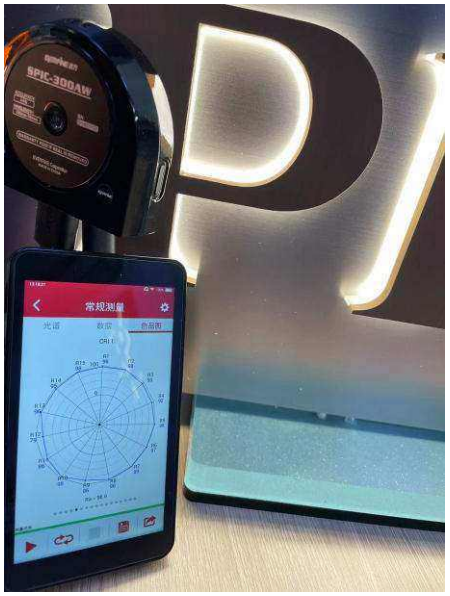
SPIC-300AW
常规测量

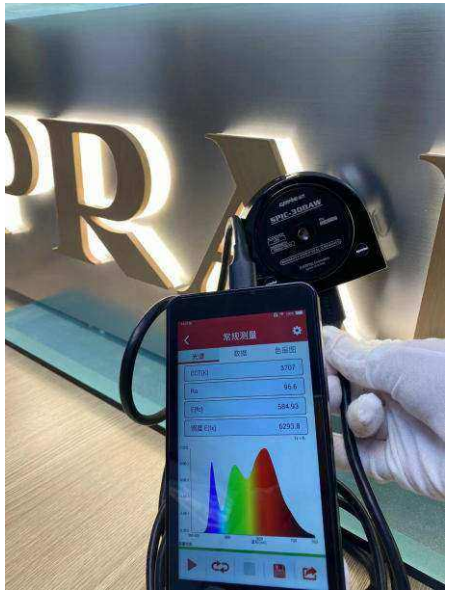
常规测量


mm in
ABS
ON OFF










PRADA



**招牌经过48小时常温□□** ☐
The signboard went through 48 hours room temperature test

**招牌经过72小时60度高温** ☐
(LED灯老化**测试**)
The Signboard went through 72 hours and 60°C
for Thermal Cycling Test and Aging Test.

招牌立起質檢 ☐
(模擬外立面，也有特殊吊起質檢)
The Signboard went for quality inspection in vertical state.
(Simulate the vertical installation, also have special hangings installation for quality inspection)

對1：1菲林符合CAD ☐
(無變形吻合，安裝孔,出線孔,圖紙)
1:1 matchs the CAD film
(No deformation, mounting holes, outlet holes, drawings)

對圖紙尺寸 ☐
(高、寬、厚[金屬+亞克力])
Matching the drawing size
(Height, Width, Thickness [Metal+Acrylic])

180度平整度 ☐
Surface level matchs 180°

內外角直角90度 ☐
Inner and outer corner in 90°

**木纹外壳□□□** ☐
The shell part is seamless.

**木纹外壳□□克力拼位吻合□□** ☐
Shell part and acrylic part attach seamless.

無漏光 ☐
No light leakage

LED燈光均勻 ☐
LED lighting effect evenly

測CCT
Test the CCT _____

測CRI
Test the CRI _____

測LUX
Test the LUX _____

**□□意□：**
Quality opinion：




# PRADA LOGO

# — 安装手册 —

# Installation Manual

适用于字高度：80-800mm
For Letter Height:

SIGN LED DESIGN
LOGOS PANEL LIGHTING

海裕广告有限公司
HOI YUE ADVERTISING LIMITED

2023.09



# CAUTION!

Cut off the electric supply before
install the product.

## 重要事项！

安装工作开始前，请务必切断电路电源。

## 重要讯息！

安裝工作開始前，請務必切斷電路電源。



01

# Unpack the Cargo
# 开箱步骤

海裕广告有限公司
HOI YUE ADVERTISING LIMITED

**STEP 1**
Make sure the packing
wooden box is in the upright position
確定木箱是面向上

**STEP 2**
Take off the brackets from the top by electric screw driver
用电动螺丝批拆除木箱顶上的連接件

**STEP 3**
Take off the components from the box
(packed in corrugated board)
取出木箱內的部件 (瓦楞纸板包装)

**STEP 4**
Install the Sign according to the
INSTALL MENU step by step
按安装手冊步骤安装标志

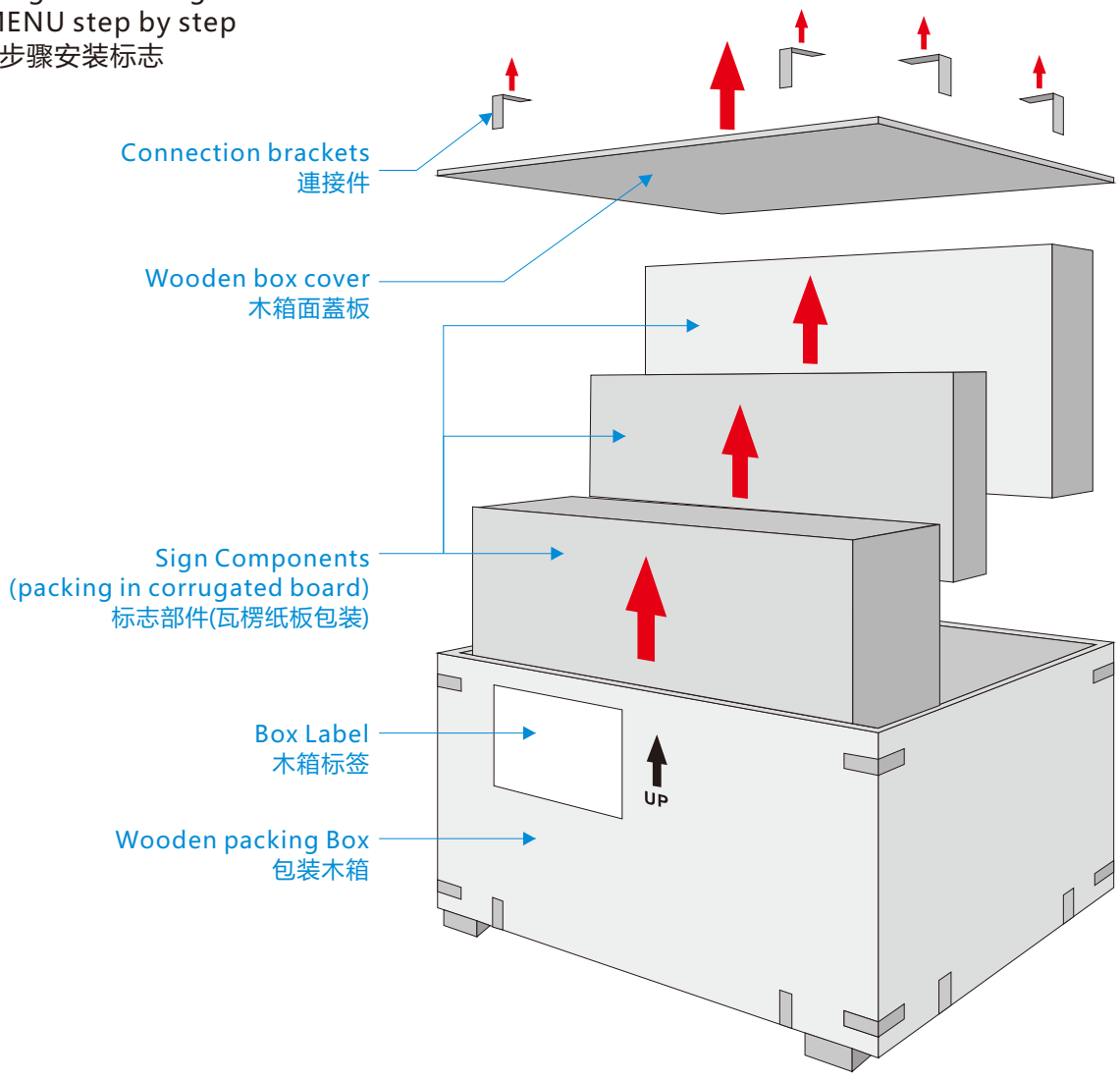

# Packing List
# 包装清单

SIGN LED DESIGN
LOGOS PANEL LIGHTING

海裕广告有限公司
HOI YUE ADVERTISING LIMITED

## Packing Box **1**
## 包装箱 一




Background Plate 底板x1

## Packing Box **2**
## 包装箱 二

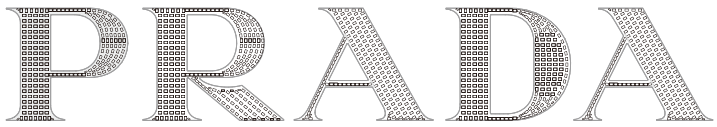


PCB light source plate 灯板x1

## Packing Box **3**
## 包装箱 三




Sign Face 面板x1

## Packing Box **4**
## 包装箱 四

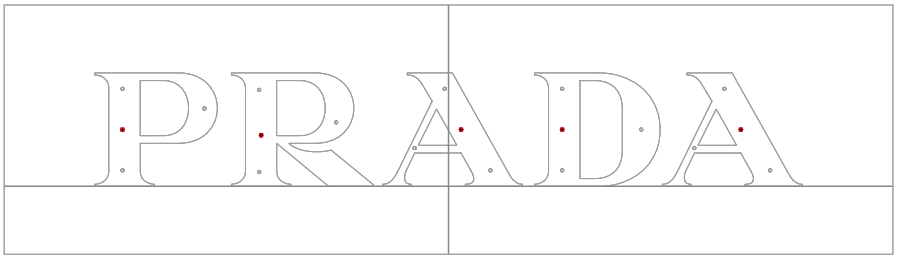


Installation Template 孔位模板x1



M4x35mm
counter-sunk screws

M4平头螺丝



M2.5
hexagonal head bolts

M2.5内六角螺栓



M2.5 wrench
for hexagonal head bolts

M2.5内六角扳手
x1




Switch Transformer

开关电源
x1

# Prepare tools for installation
# 需准备工具

SIGN LED DESIGN
LOGOS PANEL LIGHTING

海裕广告有限公司
HOI YUE ADVERTISING LIMITED

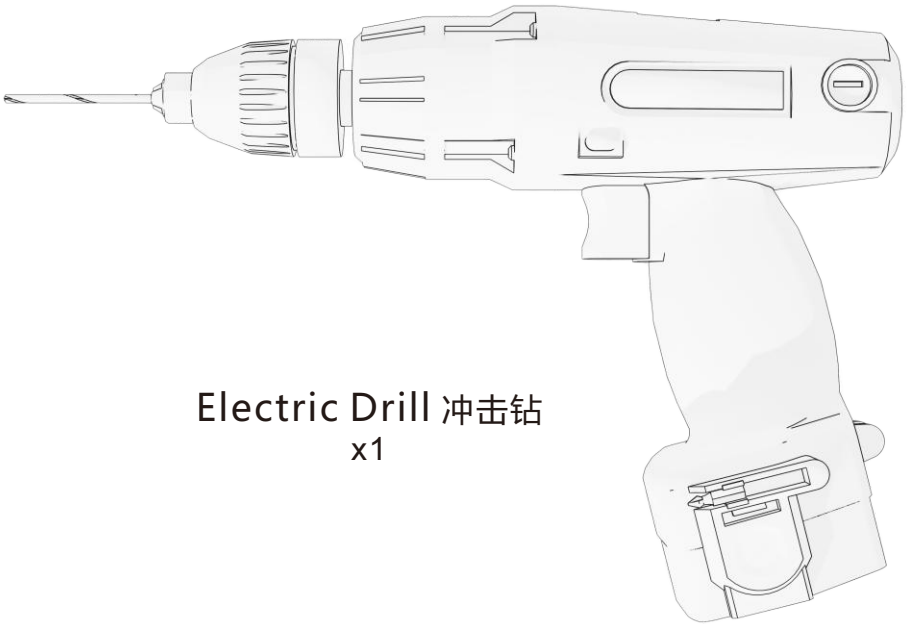

Electric Drill 冲击钻
x1

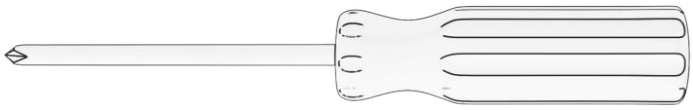

Screwdriver 十字螺丝刀
x1



Level 水平仪
x1



Silicon 玻璃胶
x1

# Installation process

# 安装程序

# Electric wiring connection diagram
# 电源线路示意图

SIGN LED DESIGN
LOGOS PANEL LIGHTING

海裕广告有限公司
HOI YUE ADVERTISING LIMITED

PRADA

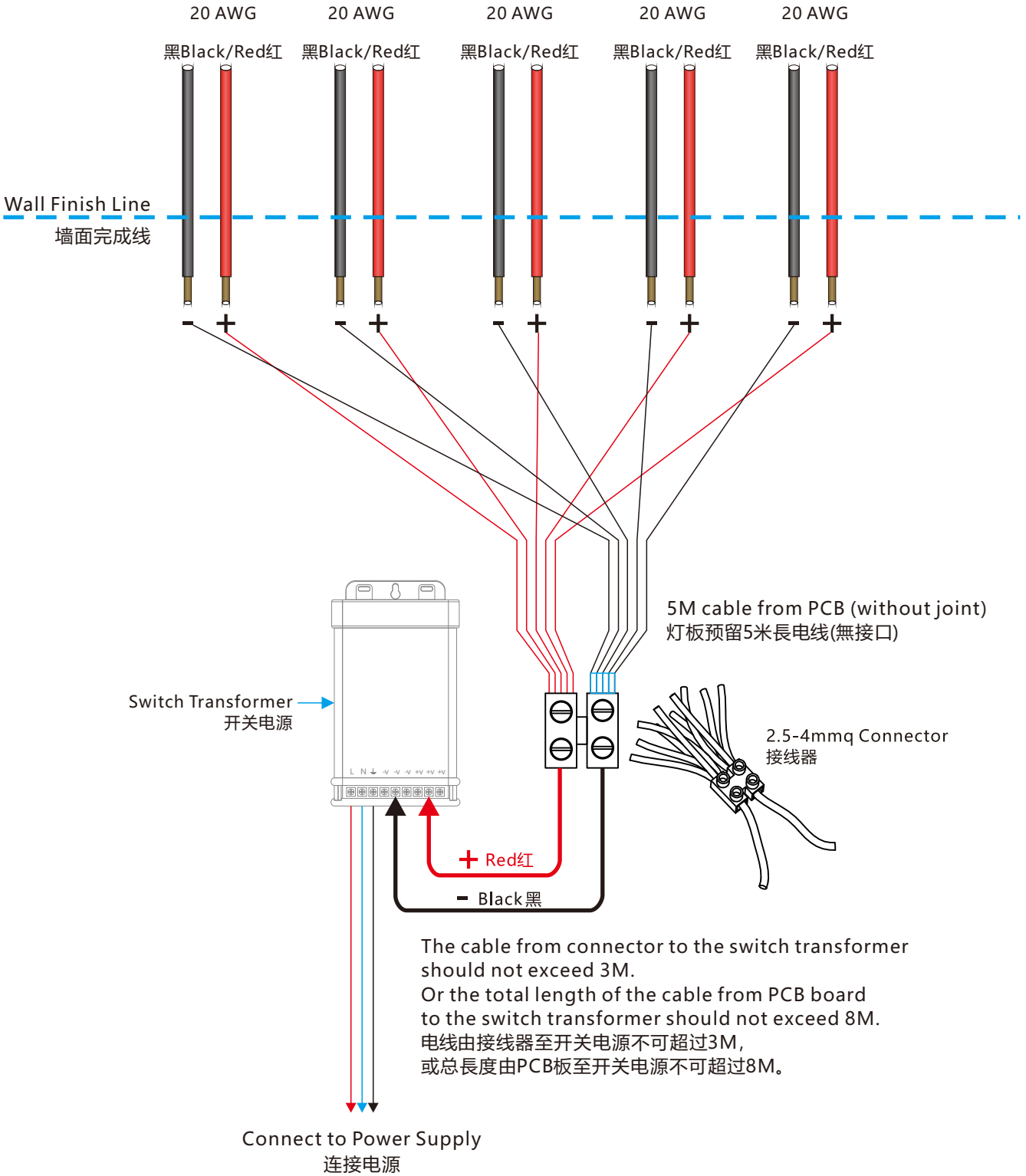

# Installation Procedure
# 安装步骤

SIGN LED DESIGN
LOGOS PANEL LIGHTING

海裕广告有限公司
HOI YUE ADVERTISING LIMITED



Step 1: Clean the wall throughly.
第一步：用毛巾擦拭干净安装墙面。

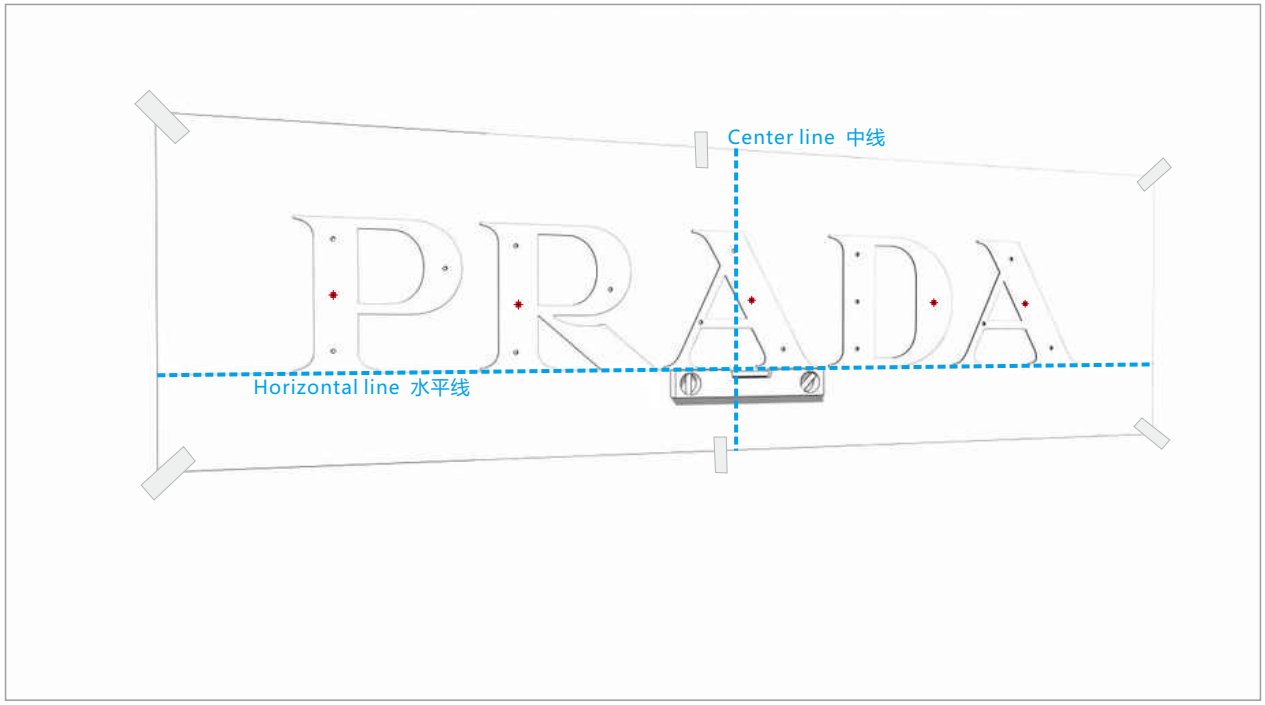


Step 2: Stick the installation Template horizontally to the wall .
第二步：用胶布将孔位模板固定至墙面上，通过水平仪及卷尺确认安装位置。

# Fixing Templates 安装膜板

SIGN LED DESIGN
LOGOS PANEL LIGHTING

海裕广告有限公司
HOI YUE ADVERTISING LIMITED

scale 1:10@A4

D=12mm Holes for wiring through the wall
D=12mm 电源线孔(钻穿墙体)

Holes for screw fixing
安装螺栓孔

H80 PRADA

H100 PRADA

H120 PRADA

H140 PRADA

H150 PRADA

H160 PRADA

H180 PRADA

H200 PRADA

H220 PRADA

# Fixing Templates 安装膜板

SIGN LED DESIGN
LOGOS PANEL LIGHTING

海裕广告有限公司
HOI YUE ADVERTISING LIMITED

H240




H250

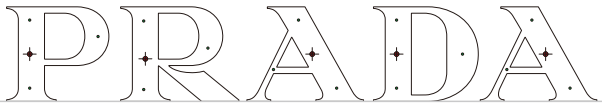


H300

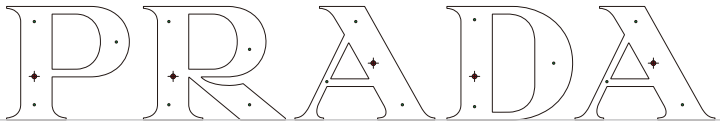


H350

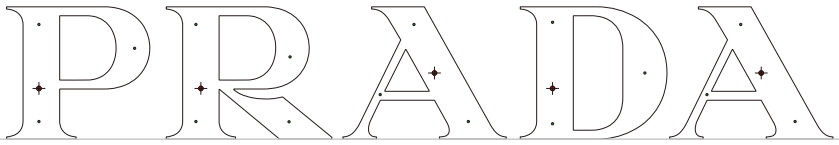


H400

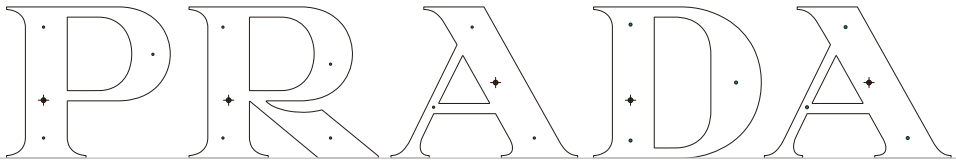


H450

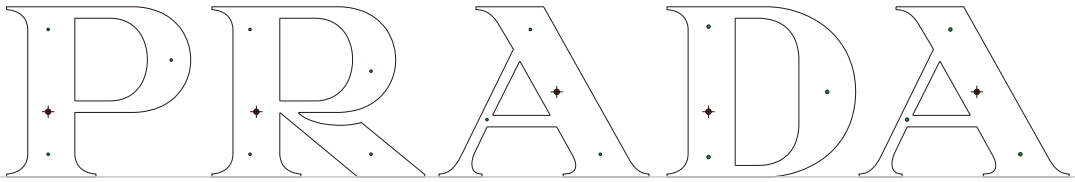


H500

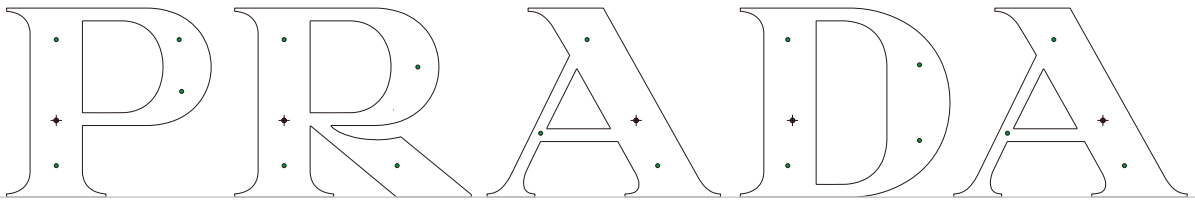


H700/
H800

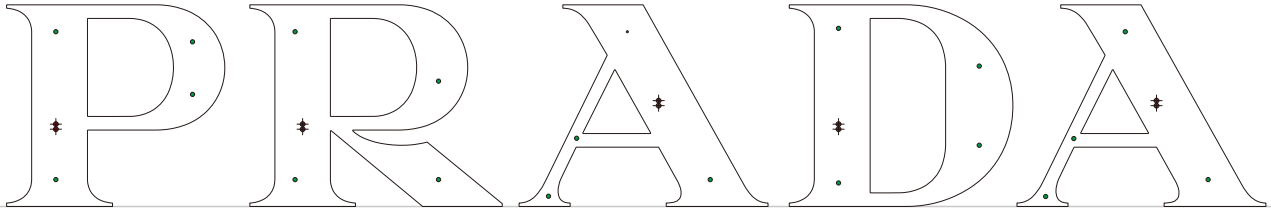


scale 1:20@A4

D=12mm Holes for wiring through the wall
D=12mm 电源线孔(钻穿墙体)

Holes for screw fixing
安装螺栓孔

scale 1:30@A4

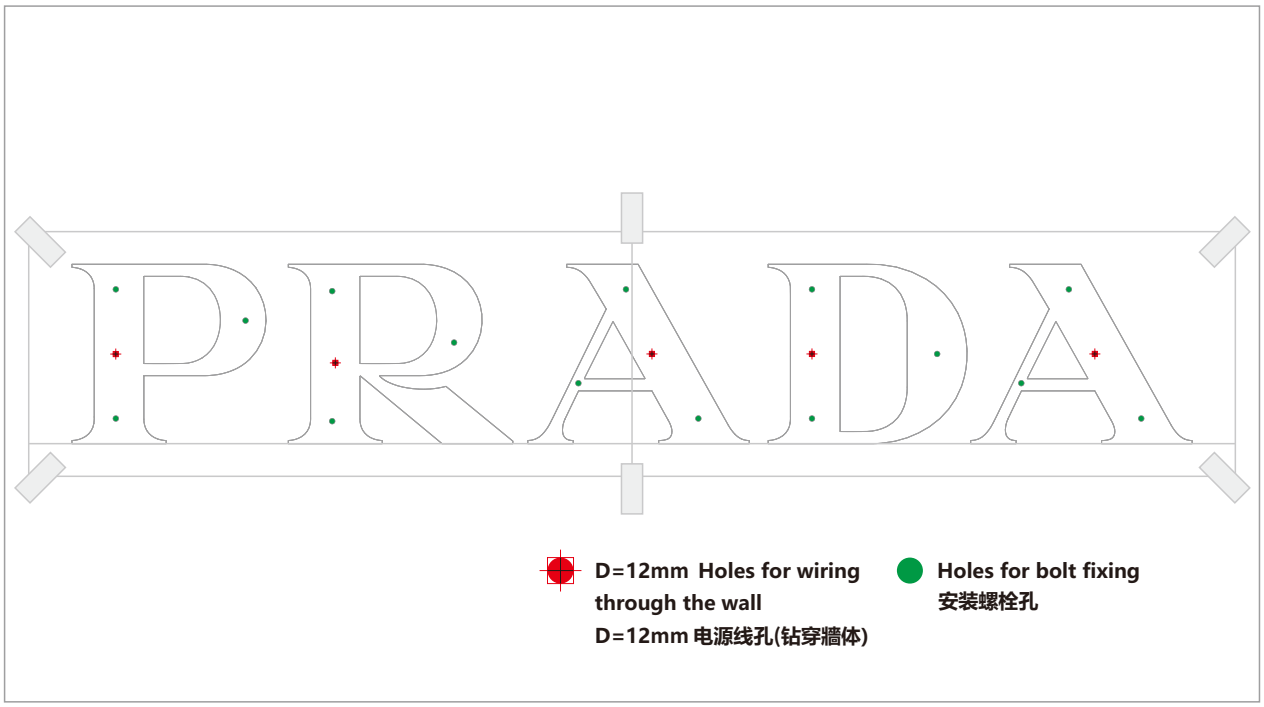


Fixing template
安装膜板示意图

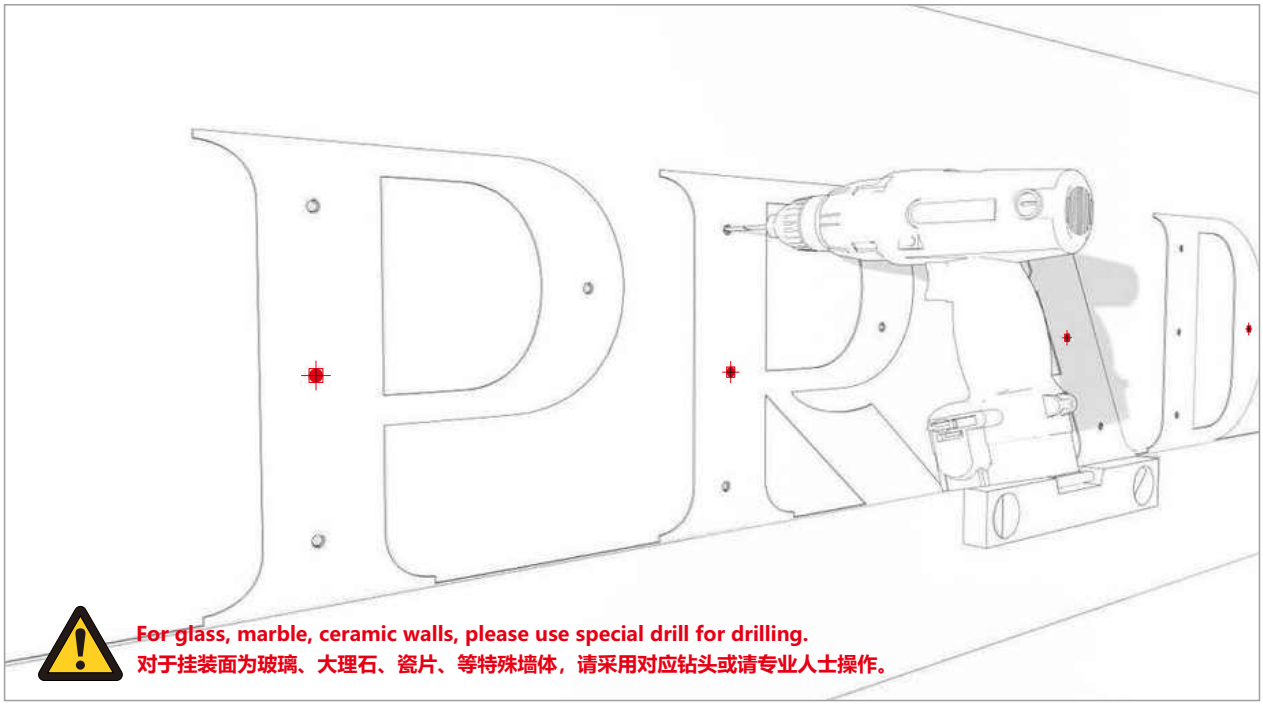


Step 3: Drill holes in the wall according to the installation template
第三步：根据孔位模板，使用 M4 钻头钻出安装孔位。

# Installation Procedure
# 安装步骤



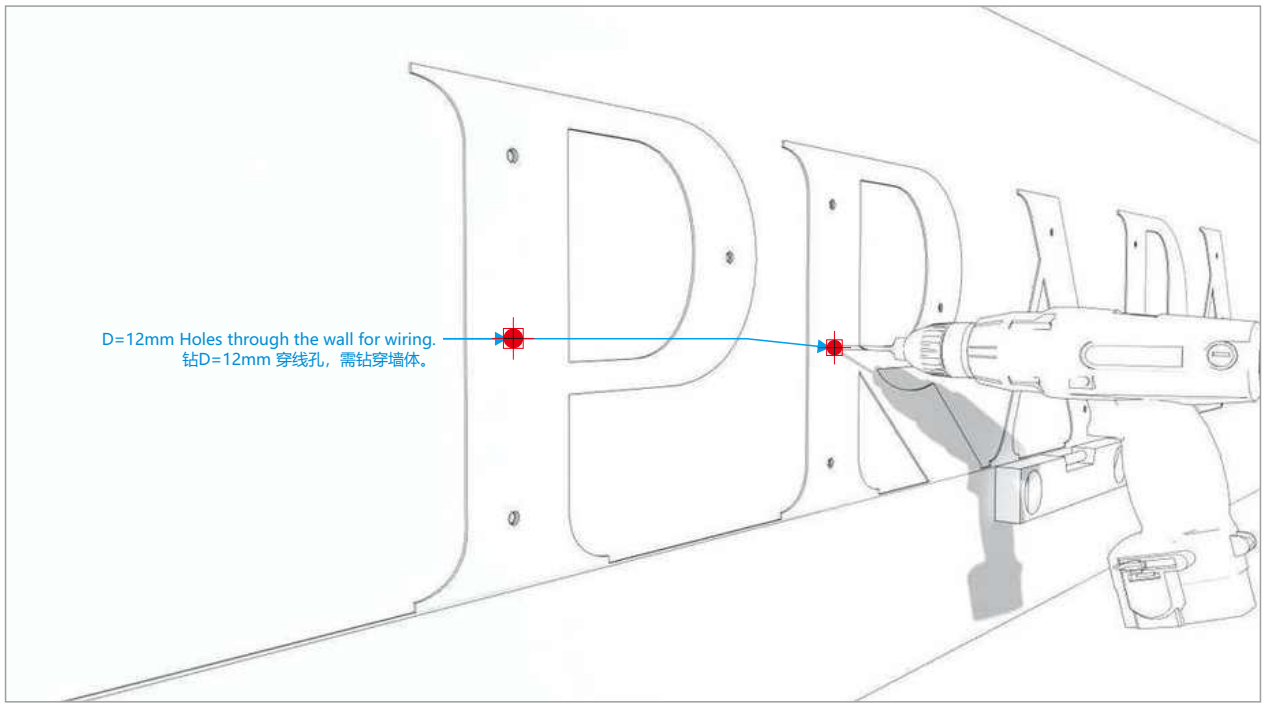


Step 4: Drill D=12mm holes through the wall for wiring.
第四步：钻12mm 穿线孔，需钻穿墙体。

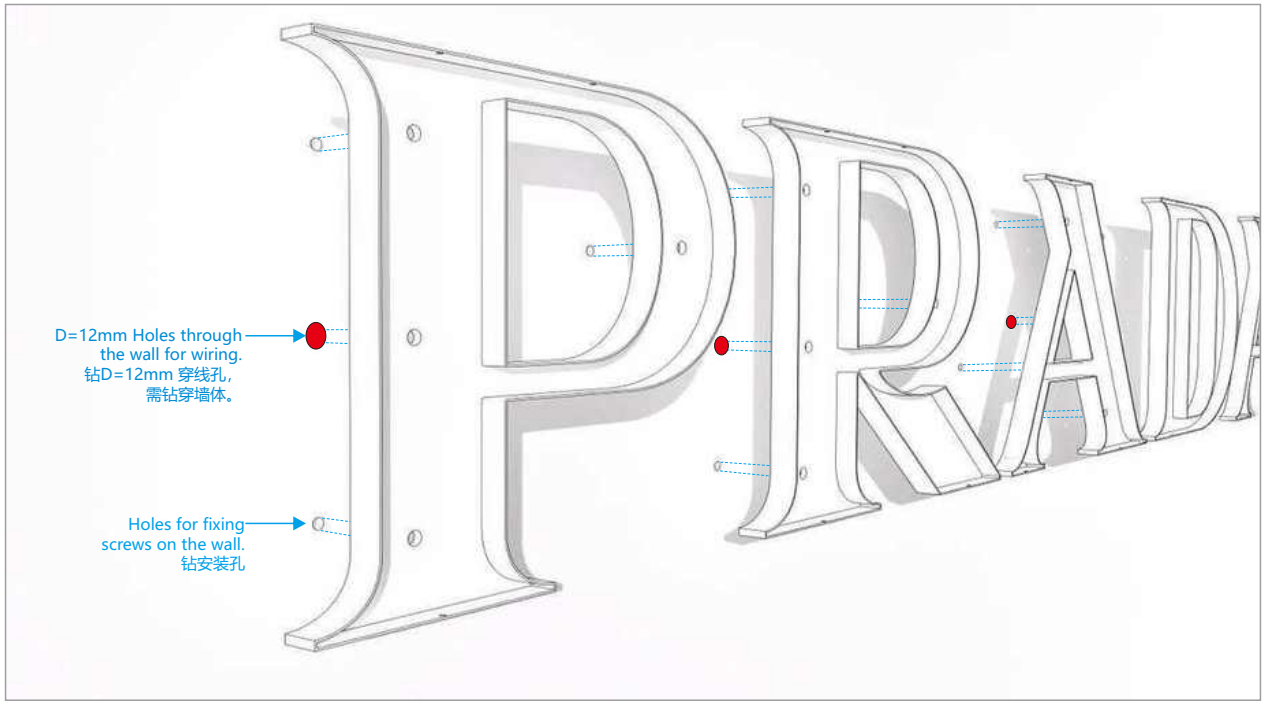


Step 5: Make sure the holes of the background plate is in place with the holes on wall.
第五步：将底板与墙面孔位对齐。

# Installation Procedure
# 安装步骤



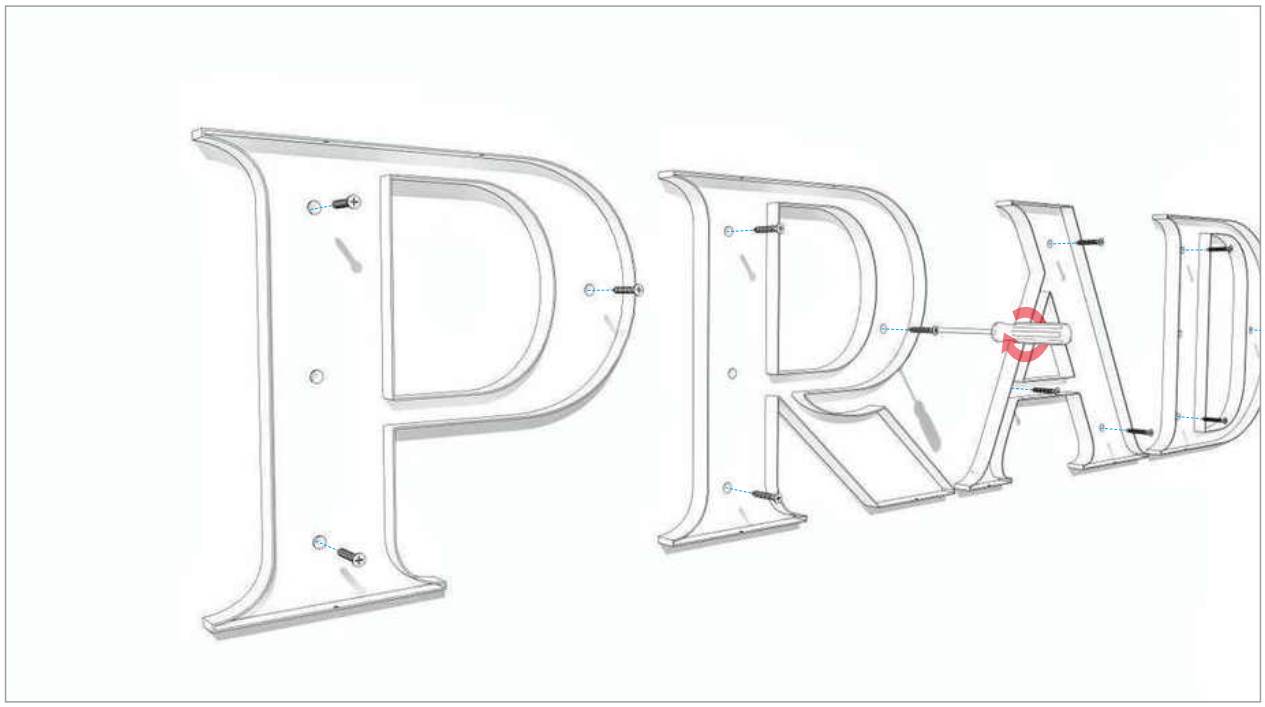

Step 6： Fix the background plate by counter sunk screws.
第六步：使用十字螺丝刀将M4平头螺丝拧入安装孔位。










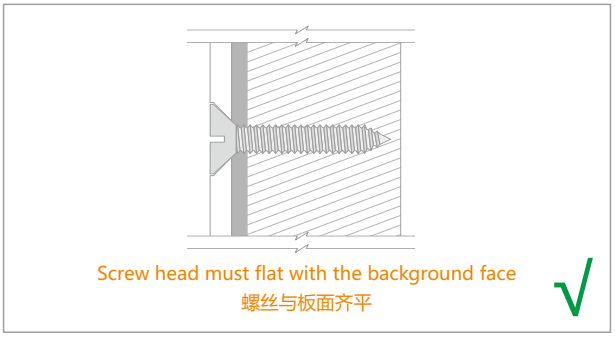

# Installation Procedure
# 安装步骤



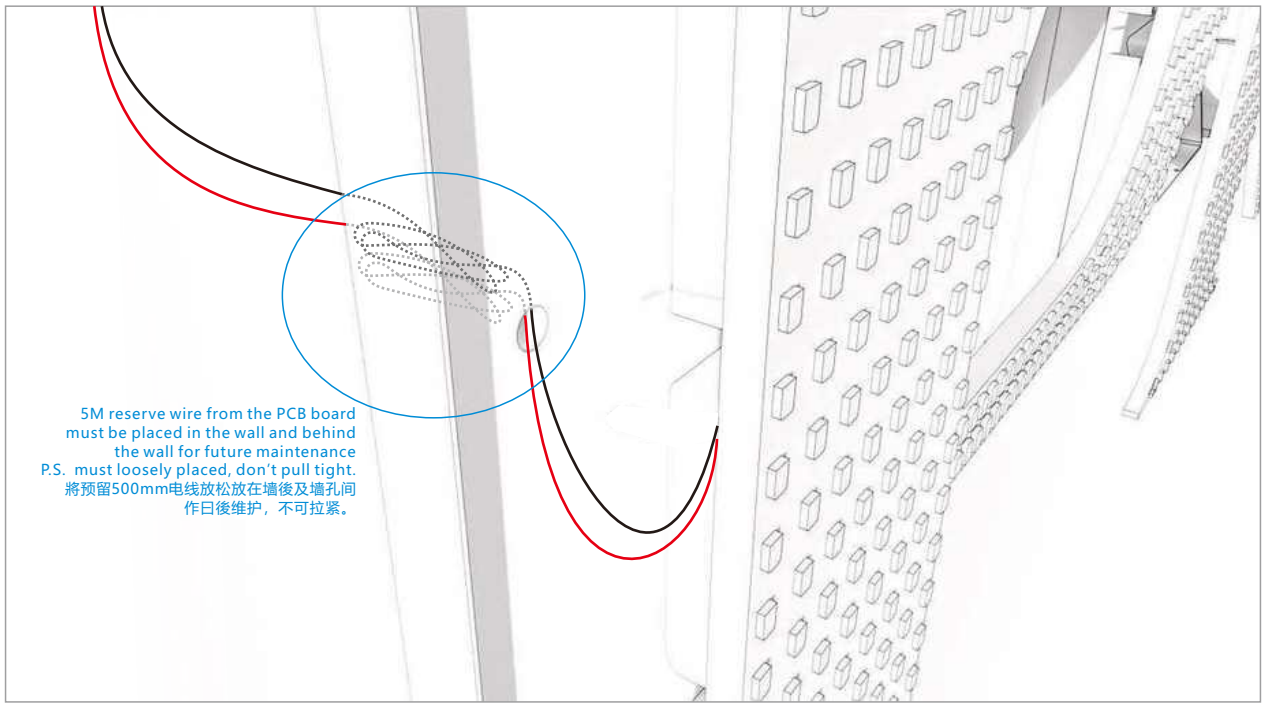


Step 8: 5M reserve wire from the PCB board must be loosely placed in the wall for future maintenance
第八步：將來PCB 灯板电源线(预留5M)用钓魚线引入至墙後。
松松的將灯板电源线(预留5M) 放置於墙內，以便日後維护。

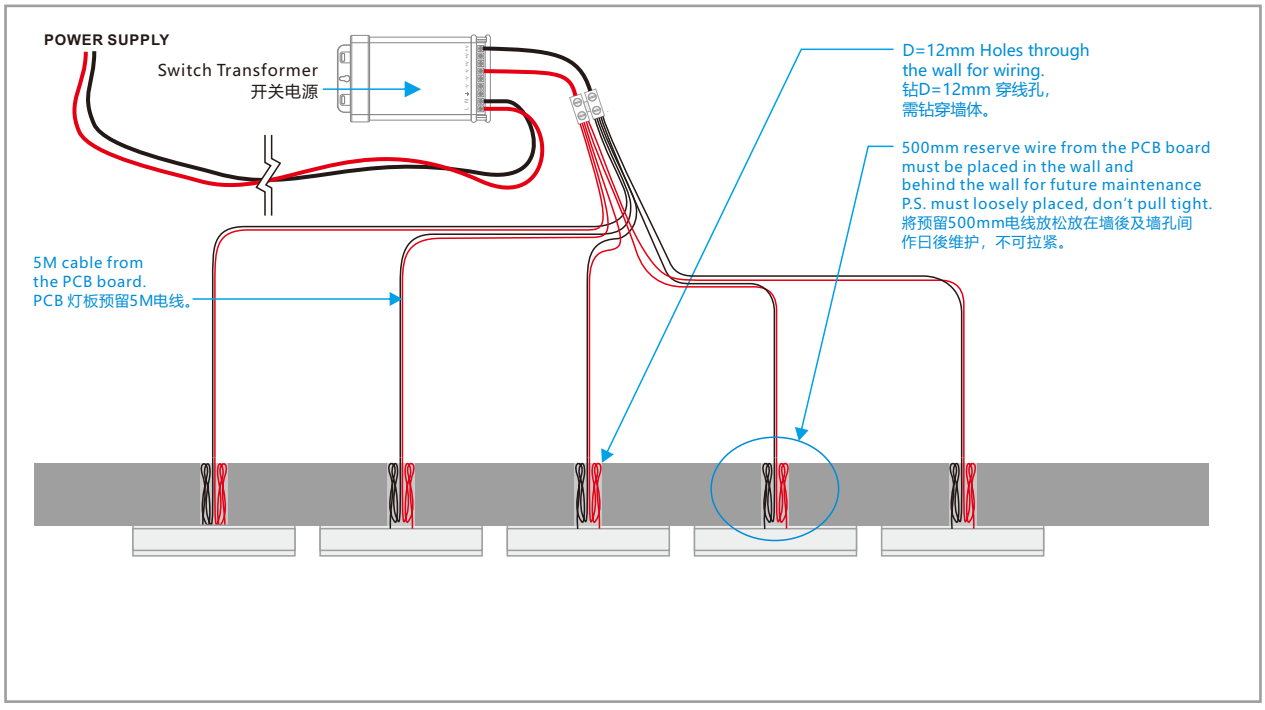


Step 9: Connect the cable with the cables from the PCB board (5M long without joint) with a connector .
and loosely placed (don't pull tight) the reserve 5M cable behind the wall for future maintenance.
第九步：將灯板电源线(预留5M 無接口) 与來电源电线用接线器連接。
在墙後预留500mm放松电线作日後维护，不可拉紧。

# Installation Procedure
# 安装步骤

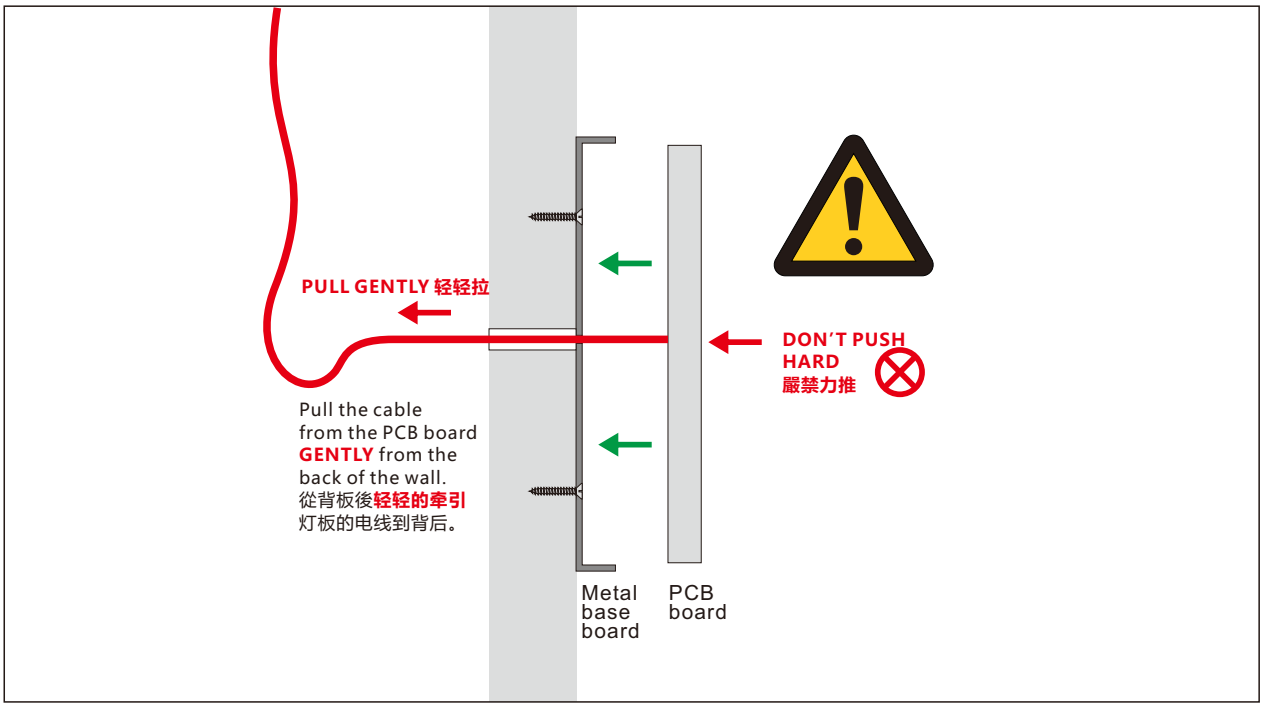


Step 7: Pull the cable from the PCB board (5M) to the rear of the wall gently .
第七步：将來PCB 灯板电源线(预留5M)用轻轻的牵引至墙後。
將灯板电源线(预留的5M) 与來电源电线用接线器連接。

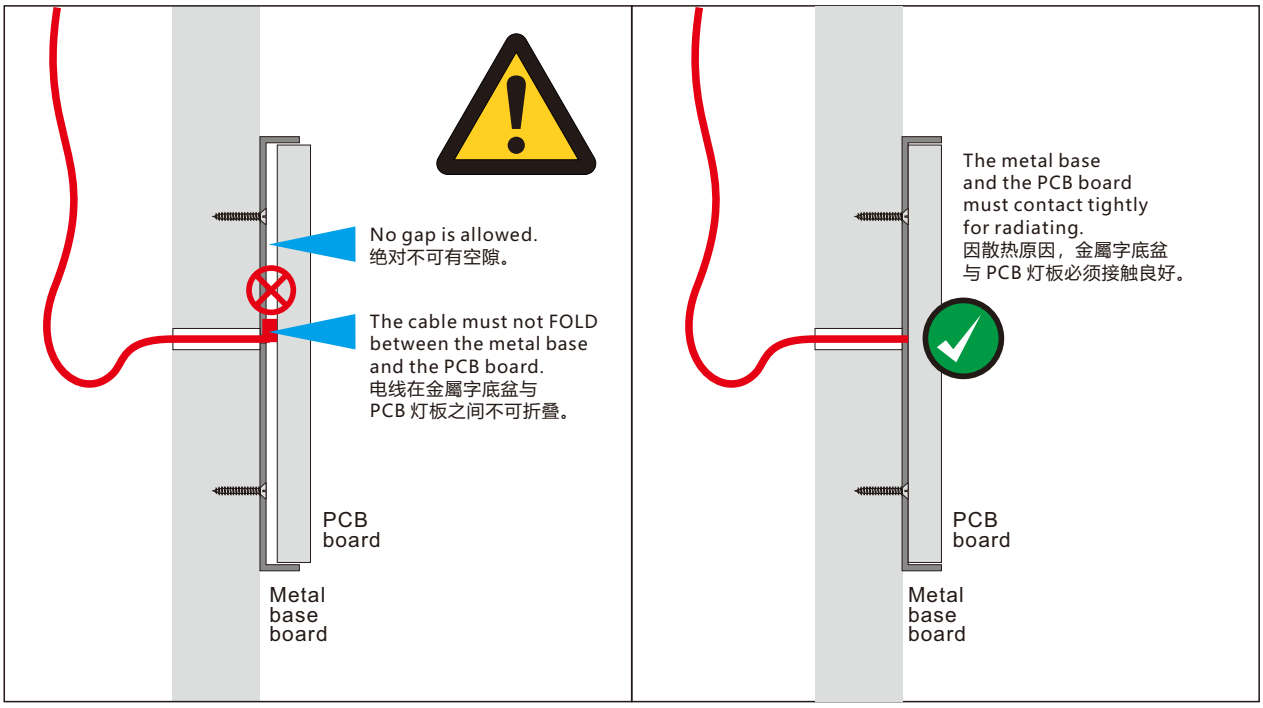

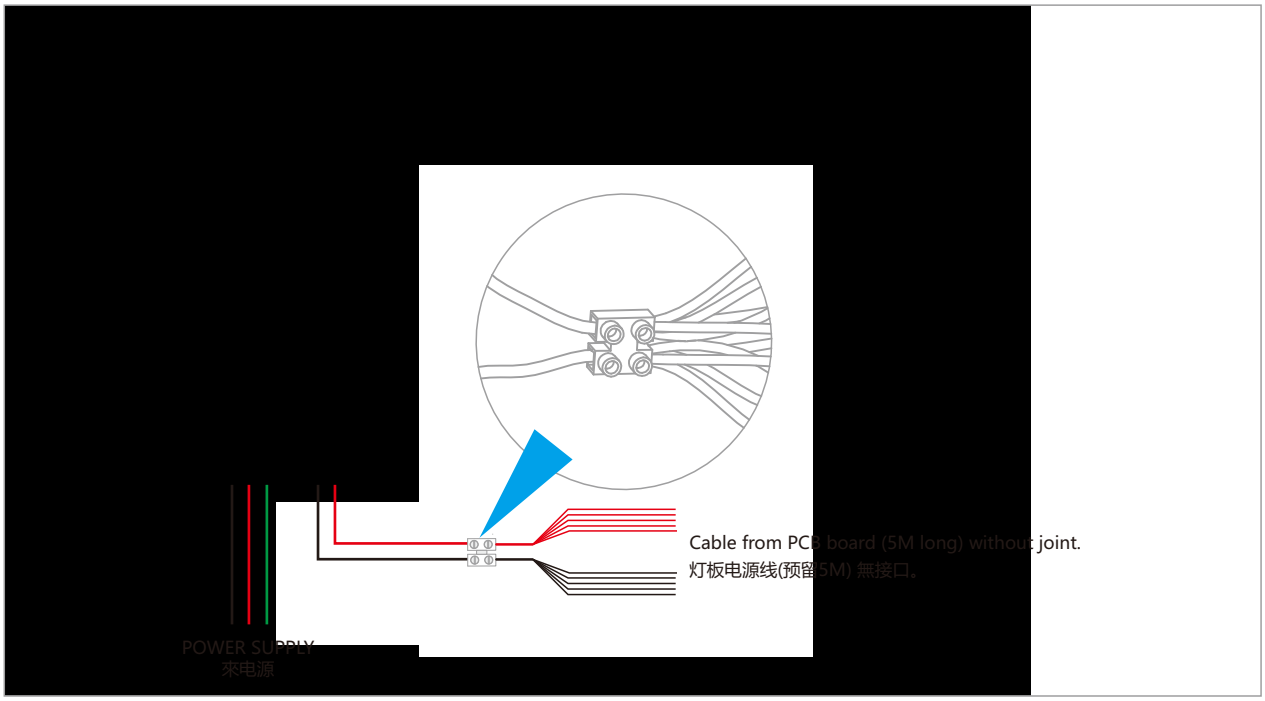


Step 10: Connect the wire from PCB board to the Switch Transformer, then connect the power supply to the Switch Transformer.
第十步：将灯板电源线与开关电源连接，并将开关电源接入来电源线。

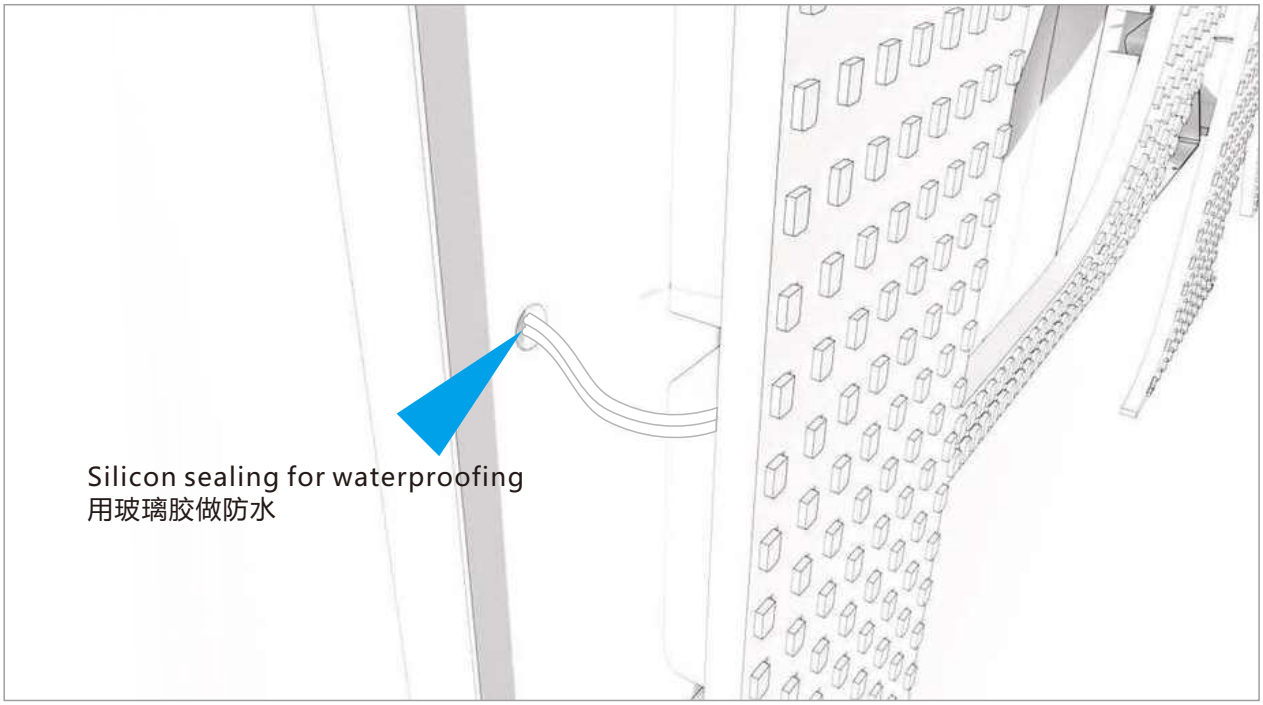


Step 11: Seal the hole with silicon for waterproofing .
第十一步：用玻璃胶封住孔位作防水。

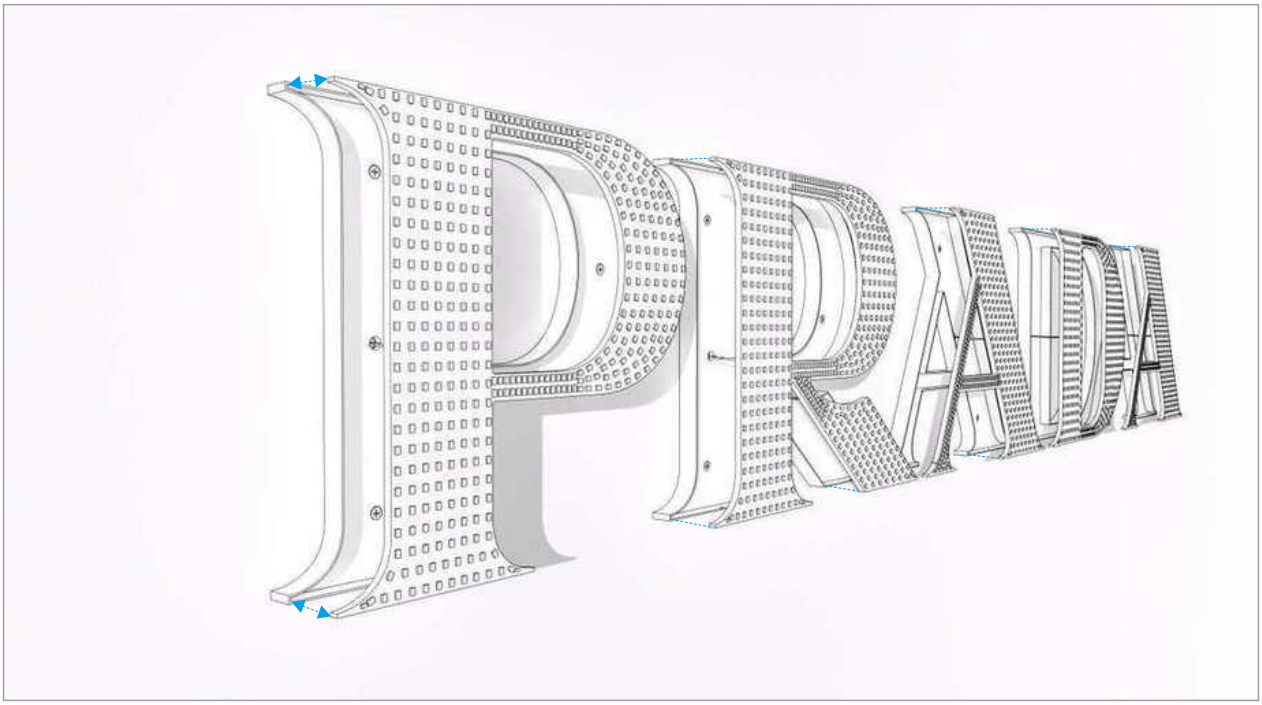

Step 12: Test the PCB board, make sure the light works and place into the background plate.
第十二步：灯板电源线连接完成后，并进行通电检查发光是否正常，确认正常后将灯板放入底板内。

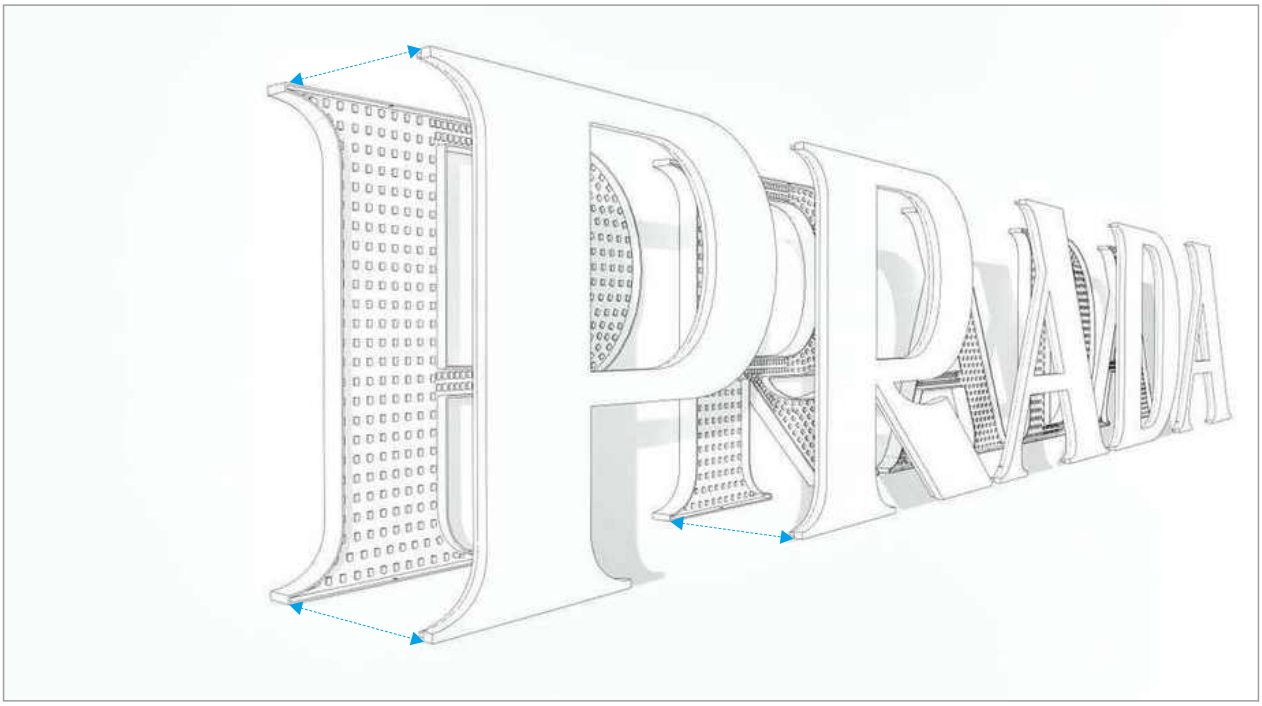

Step 13: Put the Face plate into the background plae.
第十三步：将面板对齐底板，并把面板嵌入底板。

# Location of bolts for Fixing Sign Face
# 面板安装螺栓示意图

SIGN LED DESIGN
LOGOS PANEL LIGHTING

海裕广告有限公司
HOI YUE ADVERTISING LIMITED

H80 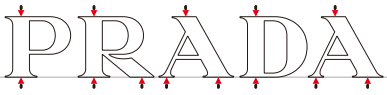


H100 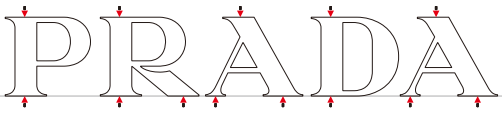


H120 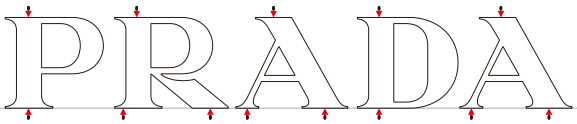


H140 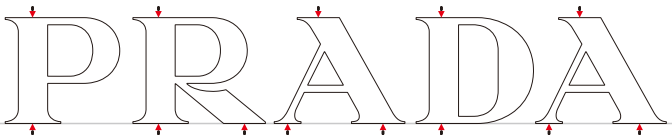


H150 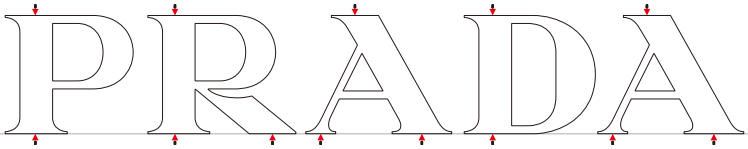


H160 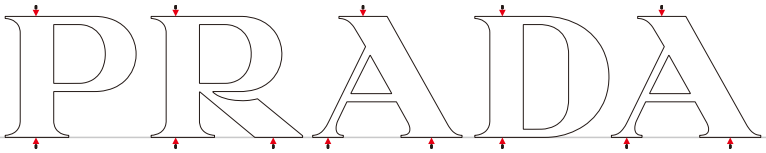


H180 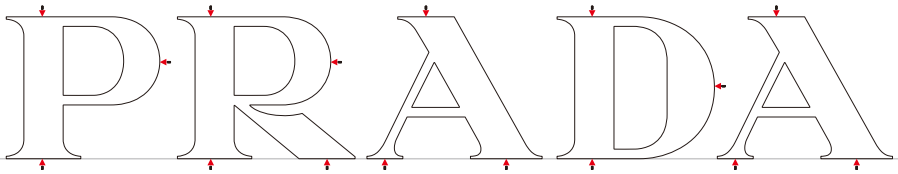


H200 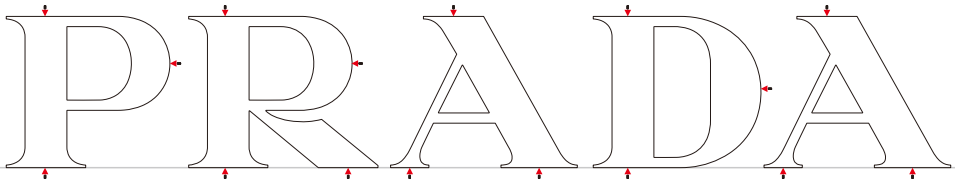


H220 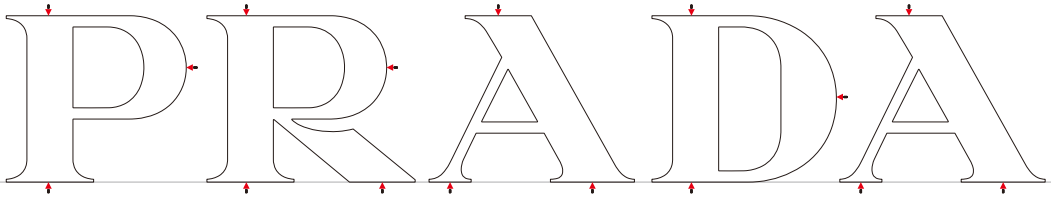


Location of fixing bolts
固定螺栓位置示意图
scale 1:10@A4

**M2.5x2.5mm fixing bolts**
**内六角固定螺栓**

# Location of bolts for Fixing Sign Face
# 面板安装螺栓示意图

SIGN LED DESIGN
LOGOS PANEL LIGHTING

海裕广告有限公司
HOI YUE ADVERTISING LIMITED




Location of fixing bolts
固定螺栓位置示意图
scale 1:20@A4

**M2.5x2.5mm fixing bolts**
**内六角固定螺栓**

scale 1:30@A4

# Installation Procedure
# 安装步骤

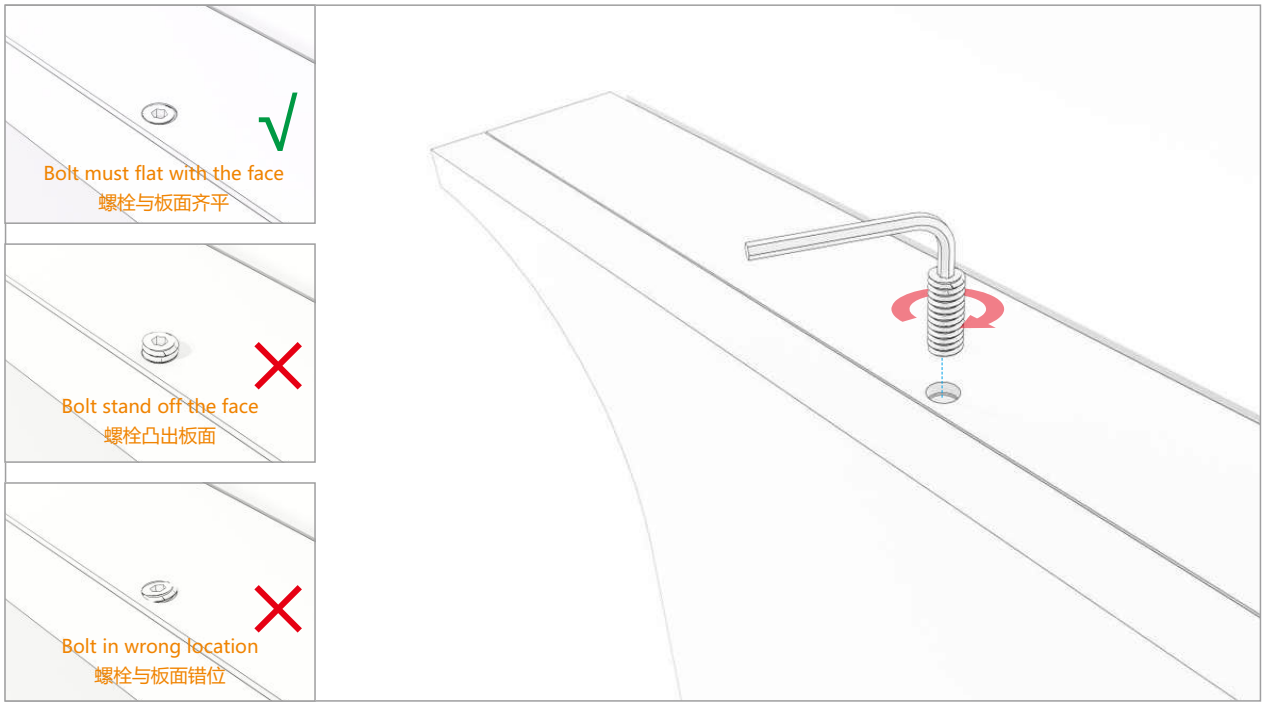


Step 14: Use the hexagonal head wrench to fix the sign face.
第十四步：使用M2.5内六角扳手将M2.5内六角螺栓拧入面板和底板将其连接 。




Step 15: Take off the face protective sheet and clean the sign and wall with water.
第十五步：拆除表面保护膜，并用清水+毛巾进行表面清洁。




Step 16: Test the sign again to make sure it works properly.
CONGRATULATION!
第十六步：再次进行通电检查发光是否正常，确认正常后，恭喜您安装完成 。




# CONGRATULATION!

# 恭喜！

SIGN LED DESIGN

LOGOS PANEL LIGHTING

海裕广告有限公司

HOI YUE ADVERTISING LIMITED

2023.09

# MIUMIU -SIGNAGE CONCLUDING REPORT

Date:2023.11.10




| | | | |
|---|---|---|---|
| CLIENT: MIU MIU | SIGN LED DESIGN / LOGOS PANEL LIGHTING<br>HOI YUE ADVERTISING LTD.<br>TENG YUE TRADEMARK DESIGN CO.,LTD. | INDOOR \| OUTDOOR | |
| PROJECT: Sample | | | |

| | | | |
|---|---|---|---|
| PROJECT: | | NO: | |
| THICKNESS: | | LUMINANCE: | |
| LED CCT: | | ACRYLIC: | PLEXIGLAS® |
| WATERPROOF ☐ | NON-WATERPROOF ☑ | | |
| HOI YUE ADVERTISING LTD. | | DATE:24/07/23 | |

| | |
|---|---|
| DATE: | 2023-07-24 |
| DRAWN BY: | Cat Leung |
| APPROVED BY: | Yuki |
| DRAWING NO: | |

Delivery Address:

Delivery date:

(For Client)Confirmed & Signed by:

Date:







| | | | | | |
|---|---|---|---|---|---|
| CLIENT: MIU MIU | HOI YUE ADVERTISING LTD. TENG YUE TRADEMARK DESIGN CO.,LTD. | INDOOR \| OUTDOOR | PROJECT: | NO: | DATE: 2023-07-24 |
| PROJECT: Sample | | | THICKNESS: | LUMINANCE: | DRAWN BY: Cat Leung |
| | | | LED CCT: | ACRYLIC: PLEXIGLAS® | APPROVED BY: Yuki |
| | | | WATERPROOF ☐ NON-WATERPROOF ☑ | | DRAWING NO: |
| | | | HOI YUE ADVERTISING LTD. DATE:24/07/23 | | |

Delivery Address:

Delivery date:

(For Client)Confirmed & Signed by:

Date:



S.S#304 15mm
Mirror Stee CNC

Acrylic

Waterproof Layer




S.S#304 15mm
Mirror Stee CNC

M2.5 Screw

10mm Acrylic
(PLEXIGLAS)

| | |
|---|---|
| CLIENT: | MIU MIU |
| PROJECT: | Sample |

SIGN LED DESIGN · LOGOS PANEL LIGHTING

HOI YUE ADVERTISING LTD.
TENG YUE TRADEMARK DESIGN CO.,LTD.

INDOOR | OUTDOOR

| | | | |
|---|---|---|---|
| PROJECT: | | NO: | |
| THICKNESS: | | LUMINANCE: | |
| LED CCT: | | ACRYLIC: | PLEXIGLAS® |
| WATERPROOF ☐ | NON-WATERPROOF ☑ | | |
| HOI YUE ADVERTISING LTD. | | | DATE:24/07/23 |

| | |
|---|---|
| DATE: | 2023-07-24 |
| DRAWN BY: | Cat Leung |
| APPROVED BY: | Yuki |
| DRAWING NO: | |

Delivery Address:

Delivery date:

(For Client)Confirmed & Signed by:

Date:




| | | | |
|---|---|---|---|
| CLIENT: MIU MIU | SIGN LED DESIGN / LOGOS PANEL LIGHTING<br>HOI YUE ADVERTISING LTD.<br>TENG YUE TRADEMARK DESIGN CO.,LTD. | INDOOR \| OUTDOOR | |
| PROJECT: Sample | | | |

| | | | | | |
|---|---|---|---|---|---|
| PROJECT: | | NO: | | DATE: | 2023-07-24 |
| THICKNESS: | | LUMINANCE: | | DRAWN BY: | Cat Leung |
| LED CCT: | | ACRYLIC: | PLEXIGLAS® | APPROVED BY: | Yuki |
| WATERPROOF ☐ | NON-WATERPROOF ☑ | | | DRAWING NO: | |
| HOI YUE ADVERTISING LTD. | | | DATE:24/07/23 | | |

| | |
|---|---|
| Delivery Address:<br><br>Delivery date: | (For Client)Confirmed & Signed by:<br><br>Date: |

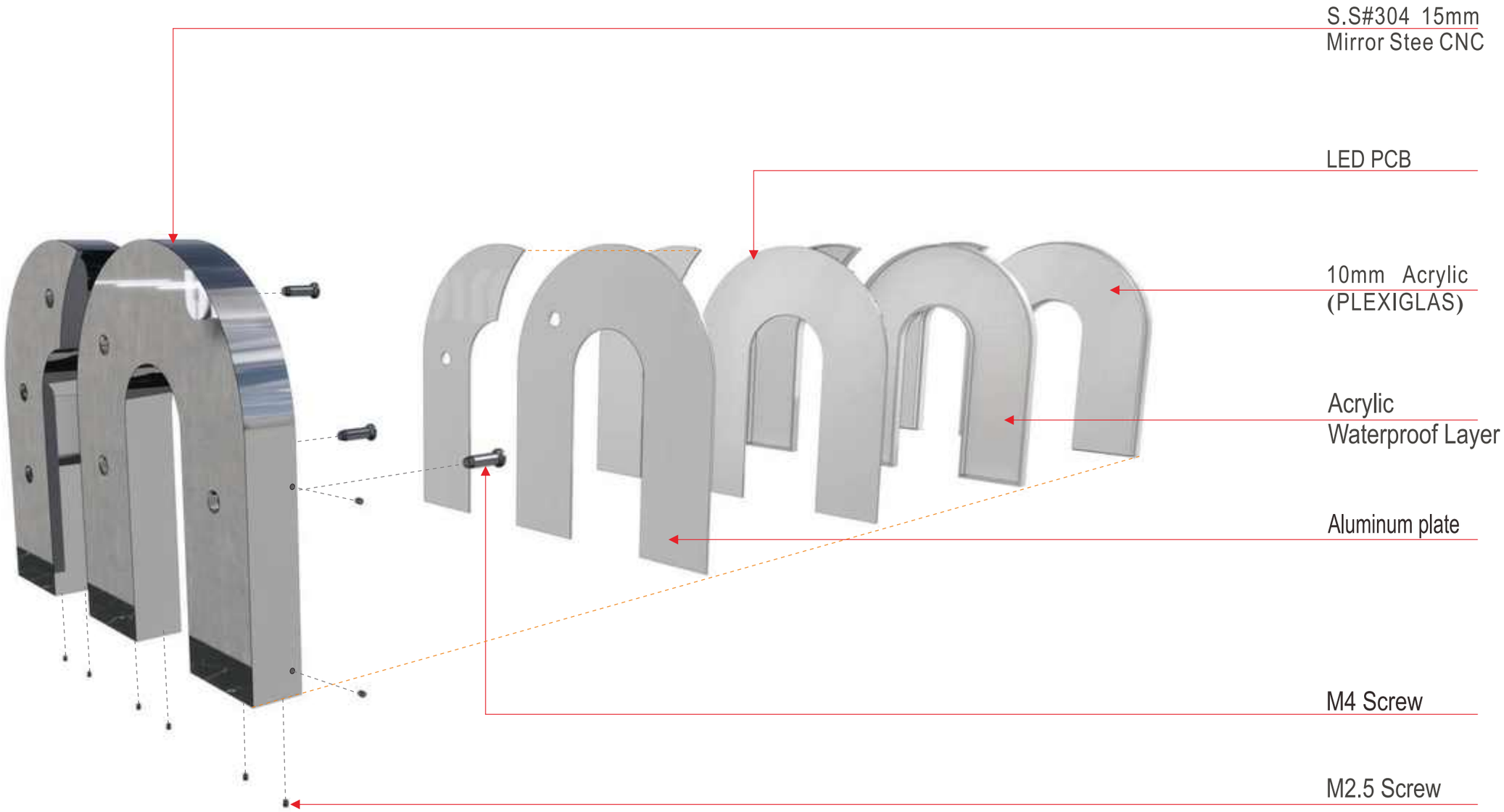


| | | | | | |
|---|---|---|---|---|---|
| CLIENT: MIU MIU | HOI YUE ADVERTISING LTD. TENG YUE TRADEMARK DESIGN CO.,LTD. | INDOOR \| OUTDOOR | PROJECT: | NO: | DATE: 2023-07-24 |
| PROJECT: Sample | | | THICKNESS: / LUMINANCE: | | DRAWN BY: Cat Leung |
| | | | LED CCT: / ACRYLIC: PLEXIGLAS® | | APPROVED BY: Yuki |
| | | | WATERPROOF ☐ NON-WATERPROOF ☑ | | DRAWING NO: |
| | | | HOI YUE ADVERTISING LTD. DATE:24/07/23 | | |

Delivery Address:

Delivery date:

(For Client)Confirmed & Signed by:

Date:

SWAROVSKI

# SWAROVSKI -SIGNAGE CONCLUDING REPORT

Date:2015.07.30

# AI Front-Lit




Switched On




Switched Off

CONSTR -UCTION | ARCHITE -CTURE | SIGN& DISPLAY | FABRI- CATION | ROHS | UL | CE | GREEN | 6years Guarantee | 100% Real material | CREE LED

| | | | | | | |
|---|---|---|---|---|---|---|
| *CLIENT:* SWAROVSKI GREATER CHINA LTD.<br>*PROJECT:* | RAYCONN \| HOI YUE \| JIN SHANG SHENG<br>Http:www.hoiyue.hk<br>E-mail:hoiyue@netvigator.com | SWAROVSKI | *GENERAL NOTES:*<br>1.Body: 25mm hairline Alumi letter with routing;<br>2.Front Side: 6mm German PLEXIGLAS clear acrylic;<br>3.Middle: 1.5mm Japanese diffusion block;<br>4.LEDs:CREE LED(6500K)ML-B; | *MATERIALS:*<br>1.Steel：NISSHIN STEEL CO.,LTD (Guangzhou Representative Office) Http://www.nisshin-steel.co.jp/cn<br>2.LED：Cree Inc. of U.S.A. Http://scn.cree.com<br>3.Acrylic:Evonik Industries AG Http://http://www.plexiglas-activeway.com.hk<br>4.Silicones：Shin-Etsu Chemical Co., Ltd. Http://www.shinetsu.co.jp<br>5.Power Supply：MEAN WELL Enterprises Co., Ltd. Http://www.meanwell-china.com | *DATE:* 2015-07-30<br>*DRAWN BY:* LILY LEUNG<br>*APPROVED BY:* ALISA YIM<br>*DRAWING NO:* | (For Client)Confirmed & Signed by:<br>Date: |

# Front-Lit




**SCALE**:1:7

SECTION:

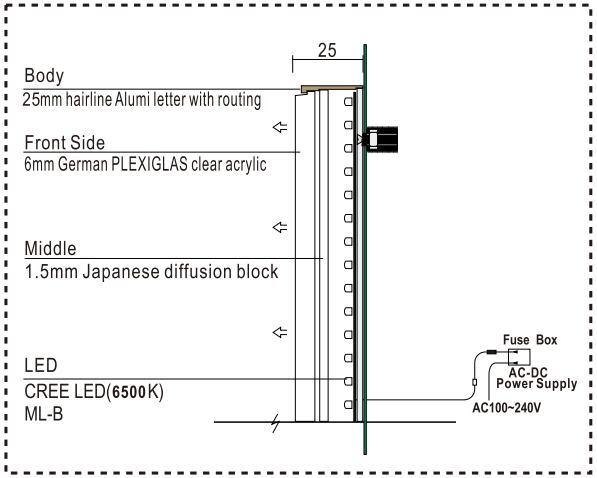


Not Real Size

CONSTR -UCTION | ARCHITE -CTURE | SIGN& DISPLAY | FABRI- CATION | ROHS | UL | CE | GREEN | 6years Guarantee | 100% Real material | CREE LED

| | | | | | | |
|---|---|---|---|---|---|---|
| *CLIENT:* SWAROVSKI GREATER CHINA LTD.<br>*PROJECT:* | RAYCONN \| HOI YUE \| JIN SHANG SHENG<br>Http:www.hoiyue.hk<br>E-mail:hoiyue@netvigator.com | SWAROVSKI | *GENERAL NOTES:*<br>1.Body: 25mm hairline Alumi letter with routing;<br>2.Front Side: 6mm German PLEXIGLAS clear acrylic;<br>3.Middle: 1.5mm Japanese diffusion block;<br>4.LEDs:CREE LED(6500K)ML-B; | *MATERIALS:*<br>1.Steel：NISSHIN STEEL CO.,LTD (Guangzhou Representative Office) Http://www.nisshin-steel.co.jp/cn<br>2.LED：Cree Inc. of U.S.A. Http://scn.cree.com<br>3.Acrylic:Evonik Industries AG Http://http://www.plexiglas-activeway.com.hk<br>4.Silicones：Shin-Etsu Chemical Co., Ltd. Http://www.shinetsu.co.jp<br>5.Power Supply：MEAN WELL Enterprises Co., Ltd. Http://www.meanwell-china.com | *DATE:* 2015-07-30<br>*DRAWN BY:* LILY LEUNG<br>*APPROVED BY:* ALISA YIM<br>*DRAWING NO:* | (For Client)Confirmed & Signed by:<br>Date: |

# Front-Lit Details



Details

1 Front clear acrylic, is Evonik Plexiglas optical PMMA sheet, which looks crystal clear and pleasant to eyes.



Details

2 Metal returns are processed by CNC router, so no metal joints are visible to eye, which makes the sign look more exquisite.



Details

3 Special coating is adhered to the letter returns, which makes the metal glitters when light projects on it. Letter edge is metal can with 2mmhigh clear acrylic and1.2mm metal rim, which highlights the exquisite craftsmanship.



Details

4 Although the letter stroke is only 5mm wide, we can see uniform brightness from these narrow positions.



Details

5 Aluminium letter can; smooth lines and clear hairline on letter "O" returns. Aluminiumcan allow LEDs to have better heat-dissipation so as to lengthen its service life.



Details

6 We can see the reading on photometer is 42400Lux. Superior diffusion block is used, so the problem that lit sign surface looks misty due to poor light transmission will not happen.Uniform brightness makes the sign more aesthetic.

CONSTR -UCTION | ARCHITE -CTURE | SIGN& DISPLAY | FABRI- CATION | ROHS | UL | CE | GREEN | 6years Guarantee | 100% Real material | CREE LED

| | | | | | |
|---|---|---|---|---|---|
| *CLIENT:* SWAROVSKI GREATER CHINA LTD.<br>*PROJECT:* | RAYCONN \| HOI YUE \| JIN SHANG SHENG<br>Http:www.hoiyue.hk<br>E-mail:hoiyue@netvigator.com | SWAROVSKI | *GENERAL NOTES:*<br>1.Body: 25mm hairline Alumi letter with routing;<br>2.Front Side: 6mm German PLEXIGLAS clear acrylic;<br>3.Middle: 1.5mm Japanese diffusion block;<br>4.LEDs:CREE LED(6500K)ML-B; | *MATERIALS:*<br>1.Steel：NISSHIN STEEL CO.,LTD (Guangzhou Representative Office) Http://www.nisshin-steel.co.jp/cn<br>2.LED：Cree Inc. of U.S.A. Http://scn.cree.com<br>3.Acrylic:Evonik Industries AG Http://http://www.plexiglas-activeway.com.hk<br>4.Silicones：Shin-Etsu Chemical Co., Ltd. Http://www.shinetsu.co.jp<br>5.Power Supply：MEAN WELL Enterprises Co., Ltd. Http://www.meanwell-china.com | *DATE:* 2015-07-30<br>*DRAWN BY:* LILY LEUNG<br>*APPROVED BY:* ALISA YIM<br>*DRAWING NO:* | (For Client)Confirmed & Signed by:<br>Date: |

# Side-Lit




Switched On




Switched Off

CONSTR -UCTION | ARCHITE -CTURE | SIGN& DISPLAY | FABRI- CATION | ROHS | UL | CE | GREEN | 6years Guarantee | 100% Real material | CREE LED

| | | | | | |
|---|---|---|---|---|---|
| *CLIENT:* SWAROVSKI GREATER CHINA LTD.<br>*PROJECT:* | RAYCONN \| HOI YUE \| JIN SHANG SHENG<br>Http:www.hoiyue.hk<br>E-mail:hoiyue@netvigator.com | SWAROVSKI | *GENERAL NOTES:*<br>1.Front Side: 10mm Brass Letter with Routing; bronze plated;<br>2.Middle:1.5mm Janpanese Diffusion Block;<br>3.LEDs:CREE LED(6000K)ML-B; | *MATERIALS:*<br>1.Steel：NISSHIN STEEL CO.,LTD (Guangzhou Representative Office) Http://www.nisshin-steel.co.jp/cn<br>2.LED：Cree Inc. of U.S.A. Http://scn.cree.com<br>3.Acrylic: NITTO JUSHI KOGYO CO.,LTD Http://www.clarex.co.jp<br>4.Silicones：Shin-Etsu Chemical Co., Ltd. Http://www.shinetsu.co.jp<br>5.Power Supply：MEAN WELL Enterprises Co., Ltd. Http://www.meanwell-china.com | *DATE:* 2015-07-30<br>*DRAWN BY:* LILY LEUNG<br>*APPROVED BY:* ALISA YIM<br>*DRAWING NO:* | (For Client)Confirmed & Signed by:<br>Date: |

# Side-Lit

150mm

# SWAROVSKI

SCALE:1:6

SECTION

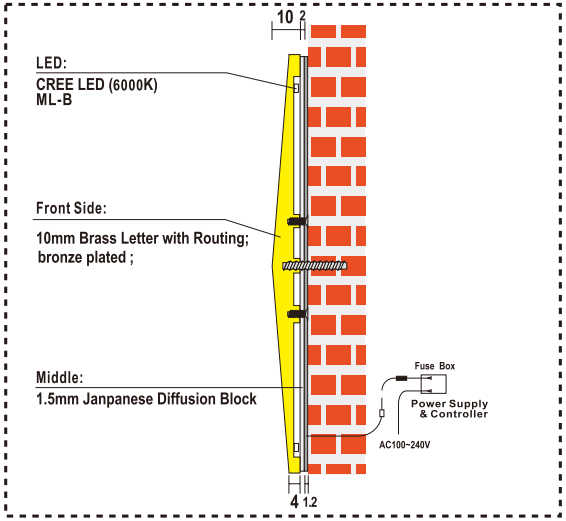


Not Real Size

CONSTR -UCTION | ARCHITE -CTURE | SIGN& DISPLAY | FABRI- CATION | ROHS | UL | CE | GREEN | 6years Guarantee | 100% Real material | CREE LED

| | | | | | | |
|---|---|---|---|---|---|---|
| *CLIENT:* SWAROVSKI GREATER CHINA LTD. | RAYCONN \| HOI YUE \| JIN SHANG SHENG | SWAROVSK | *GENERAL NOTES:* 1.Front Side: 10mm Brass Letter with Routing; bronze plated; 2.Middle:1.5mm Janpanese Diffusion Block; 3.LEDs:CREE LED(6000K)ML-B; | *MATERIALS:* 1.Steel：NISSHIN STEEL CO.,LTD (Guangzhou Representative Office) Http://www.nisshin-steel.co.jp/cn 2.LED：Cree Inc. of U.S.A. Http://scn.cree.com 3.Acrylic: NITTO JUSHI KOGYO CO.,LTD Http://www.clarex.co.jp 4.Silicones：Shin-Etsu Chemical Co., Ltd. Http://www.shinetsu.co.jp 5.Power Supply：MEAN WELL Enterprises Co., Ltd. Http://www.meanwell-china.com | *DATE:* 2015-07-30 / *DRAWN BY:* LILY LEUNG / *APPROVED BY:* ALISA YIM / *DRAWING NO:* | (For Client)Confirmed & Signed by: Date: |

*PROJECT:*

Http:www.hoiyue.hk
E-mail:hoiyue@netvigator.com

# Side-Lit Details



Details

1 3D logo effect; special coating is adhered to the letter returns, which makes the metalglitters when light projects on it.

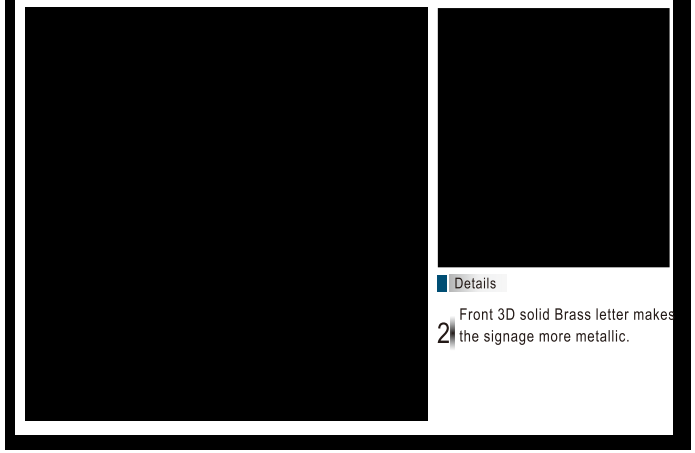

Details

2 Front 3D solid Brass letter makes the signage more metallic.



Details

3 Uniform brightness can be achieved on very narrow strokes of letter.

CONSTR -UCTION | ARCHITE -CTURE | SIGN& DISPLAY | FABRI- CATION | ROHS | UL | CE | GREEN | 6years Guarantee | 100% Real material | CREE LED

| | | | | | | |
|---|---|---|---|---|---|---|
| CLIENT: SWAROVSKI GREATER CHINA LTD.<br>PROJECT: | RAYCONN \| HOI YUE \| JIN SHANG SHENG<br>Http:www.hoiyue.hk<br>E-mail:hoiyue@netvigator.com | SWAROVSKI | GENERAL NOTES:<br>1.Front Side: 10mm Brass Letter with Routing; bronze plated;<br>2.Middle:1.5mm Janpanese Diffusion Block;<br>3.LEDs:CREE LED(6000K)ML-B; | MATERIALS:<br>1.Steel：NISSHIN STEEL CO.,LTD (Guangzhou Representative Office) Http://www.nisshin-steel.co.jp/cn<br>2.LED：Cree Inc. of U.S.A. Http://scn.cree.com<br>3.Acrylic:Evonik Industries AG Http://http://www.plexiglas-activeway.com.hk<br>4.Silicones：Shin-Etsu Chemical Co., Ltd. Http://www.shinetsu.co.jp<br>5.Power Supply：MEAN WELL Enterprises Co., Ltd. Http://www.meanwell-china.com | DATE: 2015-07-30<br>DRAWN BY: LILY LEUNG<br>APPROVED BY: ALISA YIM<br>DRAWING NO: | (For Client)Confirmed & Signed by:<br>Date: |

TIFFANY&Co.

# TIFFANY&Co. -SIGNAGE CONCLUDING REPORT

Date:2022.12.15

# Side Lit

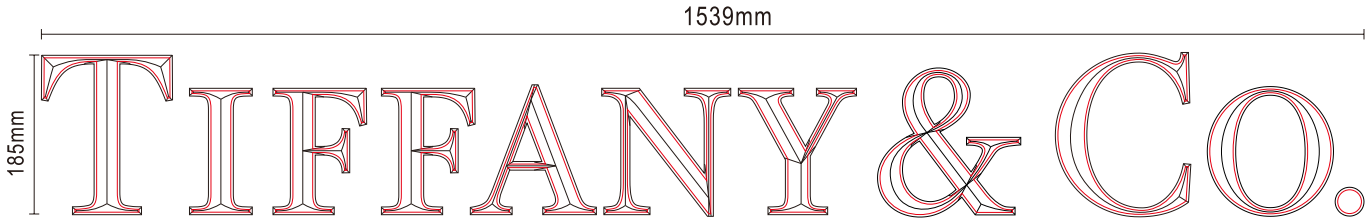


SECTION

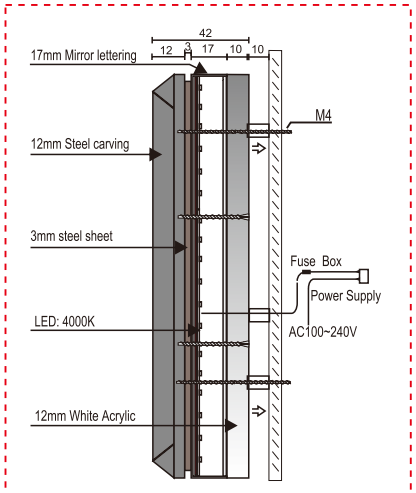


Not Real Size

SAMPLE



| | | | |
|---|---|---|---|
| **CLIENT:** Tiffany&Co. | SIGN LED DESIGN / LOGOS PANEL LIGHTING<br>\| HOI YUE \| \| TENG YUE \|<br>Http:www.hoiyue.hk<br>E-mail:hoiyue@netvigator.com | TIFFANY&Co. | We can provide the following certification, the price is calculated separately.<br>CONSTR-UCTION, ARCHITE-CTURE, SIGN& DISPLAY, FABRI-CATION, ROHS<br>UL, CE, GREEN, 1year Guarantee, 100% Real material |

| | |
|---|---|
| **DATE:** | 2020-12-16 |
| **DRAWN BY:** | YUKI HUI |
| **APPROVED BY:** | KEN LU |
| **DRAWING NO:** | TY20200707-01 |

(For Client)Confirmed & Signed by:

Date:

PROJECT: Tiffany&Co.@SAMPLE

# Our Automated Production Line -2021
# Our production is carried out in dust-free workshop

Our Automated Production Line -2021
Our production is carried out in dust-free workshop




















STANLEY

STANLEY

SINCE1995
YEARS
STANLEY

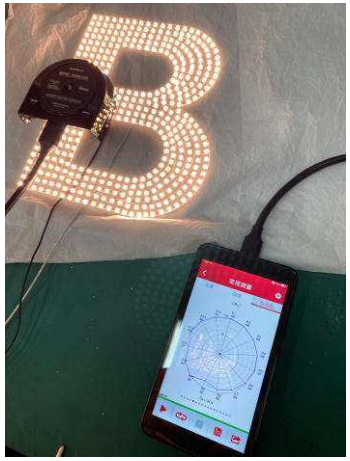


25
SINCE1995
YEARS





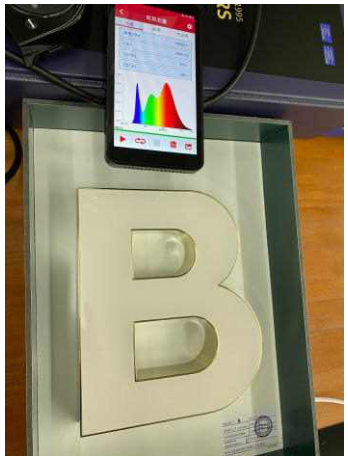






evonik
PLEXIGLAS




| PROJECT: 1 | |
|---|---|
| Front-Orange Peel Effect : | ☒ |
| side-Orange Peel Effect : | ☒ |
| Front-Dust Bulges : | ☒ |
| Side-Dust Bulges : | ☒ |
| Spary Thickness : | ±160um |
| Gloss : | 100% |
| Corner Radius : | ☒ |
| Surface Flatness : | ☑ |
| HOI YUE ADVERTISING LTD.(HK) | 02/12/2021 |

| PROJECT: 2 | |
|---|---|
| Front-Orange Peel Effect : | ☒ |
| side-Orange Peel Effect : | ☒ |
| Front-Dust Bulges : | ☒ |
| Side-Dust Bulges : | ☒ |
| Spary Thickness : | ±150um |
| Gloss : | 100% |
| Corner Radius : | ☒ |
| Surface Flatness : | ☑ |
| HOI YUE ADVERTISING LTD.(HK) | 02/12/2021 |

| PROJECT: 3 | |
|---|---|
| Front-Orange Peel Effect : | ☒ |
| side-Orange Peel Effect : | ☒ |
| Front-Dust Bulges : | ☒ |
| Side-Dust Bulges : | ☒ |
| Spary Thickness : | ±80um |
| Gloss : | 70% |
| Corner Radius : | ☑ |
| Surface Flatness : | ☒ |
| HOI YUE ADVERTISING LTD.(HK) | 02/12/2021 |

| PROJECT: 4 | |
|---|---|
| Front-Orange Peel Effect : | ☑ |
| side-Orange Peel Effect : | ☒ |
| Front-Dust Bulges : | ☒ |
| Side-Dust Bulges : | ☒ |
| Spary Thickness : | ±100um |
| Gloss : | 100% |
| Corner Radius : | ☑ |
| Surface Flatness : | ☑ |
| HOI YUE ADVERTISING LTD.(HK) | 02/12/2021 |

| PROJECT: 5 | |
|---|---|
| Front-Orange Peel Effect : | ☑ |
| side-Orange Peel Effect : | ☑ |
| Front-Dust Bulges : | ☑ |
| Side-Dust Bulges : | ☑ |
| Spary Thickness : | ±150um |
| Gloss : | 100% |
| Corner Radius : | ☒ |
| Surface Flatness : | ☑ |
| HOI YUE ADVERTISING LTD.(HK) | 02/12/2021 |

Our company have been constantly improving the logo. As shown in the above picture, we compare the logos under the Sunlight to check whether they are defective products.





Coating Thickness Gauge
121 μm
LS220














This is the sample we summitted to customer.

# BURBERRY

## BURBERRY -SIGNAGE CONCLUDING REPORT

Date:2023.11.10





Two independent LED system,
usage time becomes double, and
saving the mantainance cost on site;

The lighting Specification

| |
|---|
| ① cct 3500k |
| ② Lux 4100 ; CRI:90 |
| ③ Ip64 |
| ④ (#316) steel material |
| ⑤ Surface and side line without joint line |





LED @Group A line





LED @Group B line

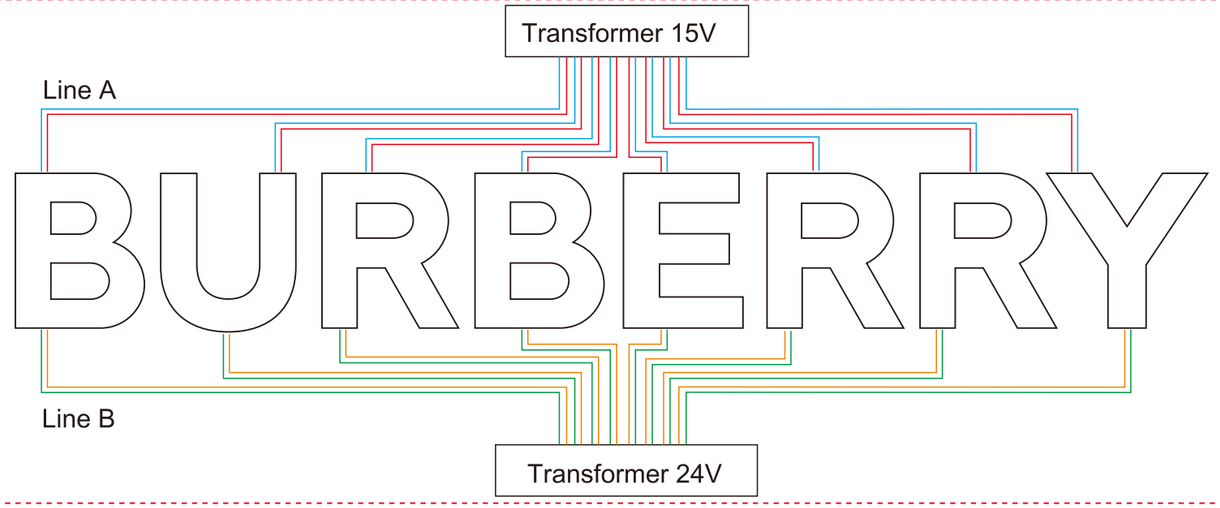




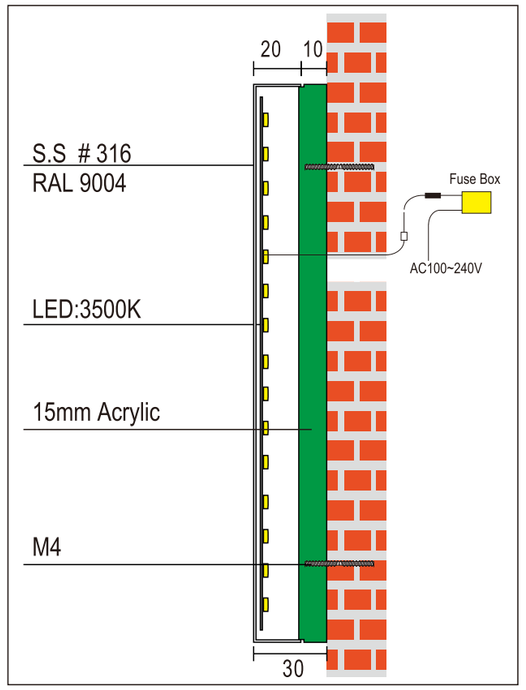





BURBERRY:
Main point:
01)(#316) steel material ;
02) Water proof can be used for outdoor ;
03) Two independent LED system, usage time becomes double, and saving the mantainance cost on site ;
04) Waranty time is 6 years;
05) Whole surface is polished by CNC machine;
06) Between surface and side line are polished by CNC machine as well looks straight ,not hand made;
07) 90 degree right angle;
08) Surface and side line without joint line;
09) Steel and acrylic both part connect well;
10) Construction safety ;
11) This sign total is including 3 parts: steel, led circuit board and acrylic , all are independent, can be removable and changeable on site;
12) Acrylic @ CLAREX made in Japan.

# WIRING DIAGRAM

1156mm(W)*150mm(H)

Requirements for power wiring accessories
Electric box, wire box and
PVC hose are not configured in the factory

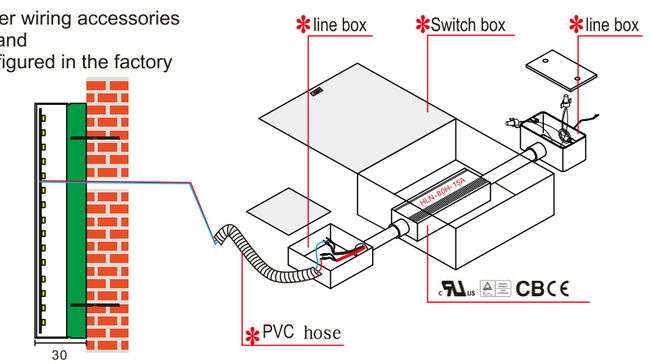


Wiring details of luminous logo

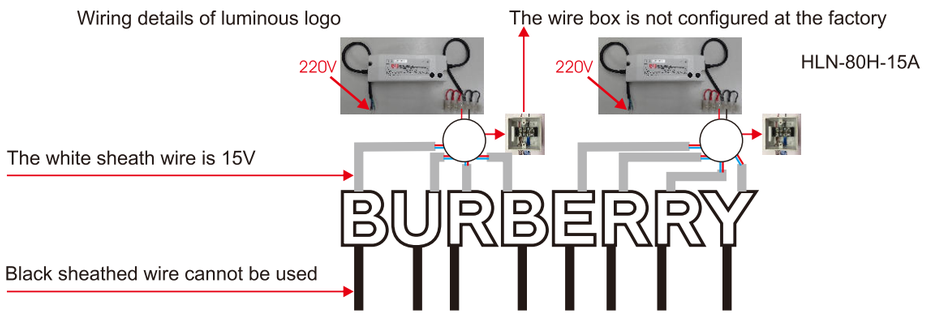


Note: there are 2 groups of lines in the logo
A group of white wires (only need to connect the white wires on site)
A group of black wires (the black wires are only reserved for standby use. They should be put into the power box for protection during installation.)

Luminous logo wiring effect

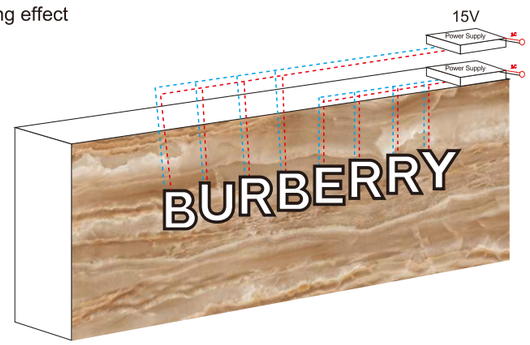


CAUTION: wiring must be carried out according to the drawing; accessories conforming to national regulations and certification must be used.

# WIRING DIAGRAM

125mm(W)*150mm(H)

## 火牛接線配件要求

Requirements for power wiring accessories

✻電箱、線盒、PVC軟管出廠不配置

Electric box, wire box and
PVC hose are not configured
in the factory

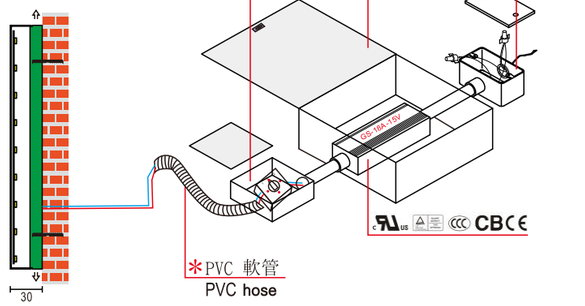


## 發光logo接線明細

Wiring details of luminous logo

LED @Group A line：9W

LED @Group B line：9W




## 發光logo接線效果

Luminous logo wiring effect

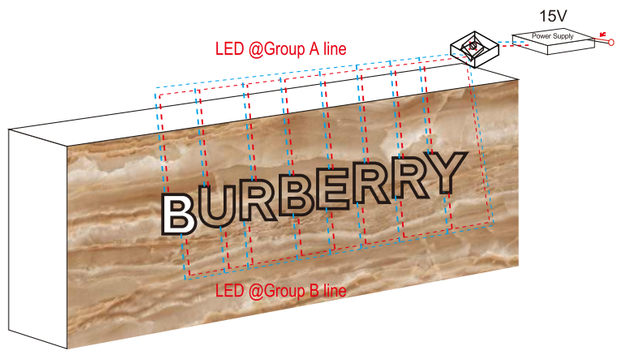


謹慎：必須按圖接線；必須使用符合國家規定及認證的配件。

CAUTION: wiring must be carried out according to the drawing; accessories conforming to national regulations and certification must be used.

# BURBERRY

## BURBERRY -SIGNAGE CONCLUDING REPORT

Date:2023.11.10

# BURBERRY Front Lit



The light is arranged

Two independent LED system,
usage time becomes double, and
saving the mantainance cost on site;

The lighting Specification

| |
|---|
| ① cct 3500k |
| ② Lux 16720 ; CRI:90 |
| ③ Ip64 |
| ④ (#316) steel material |
| ⑤ Surface and side line without joint line |





LED @Group A line





LED @Group B line



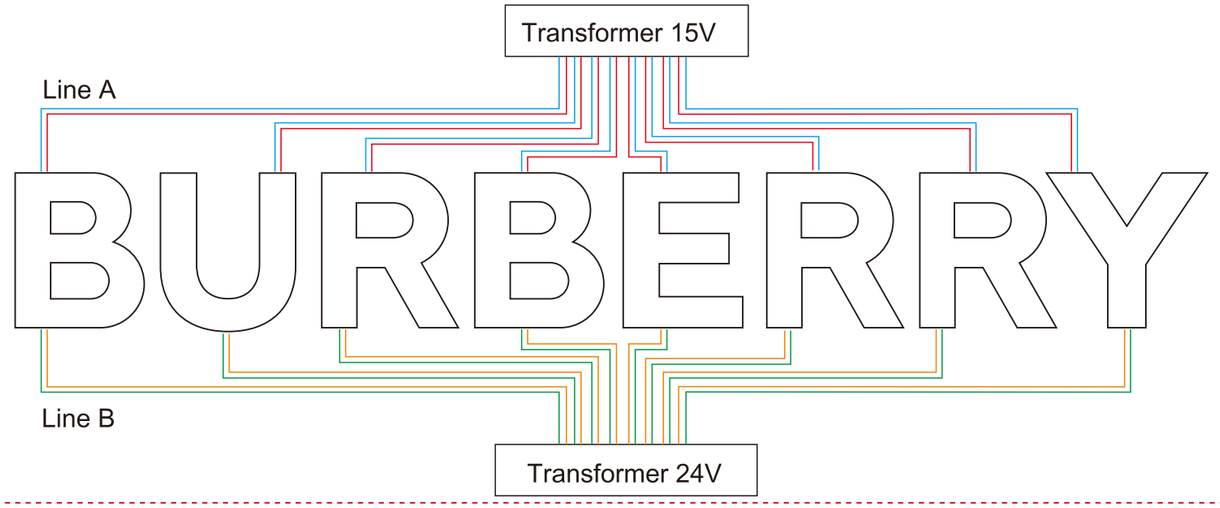

# BURBERRY Front Lit



Steel and acrylic both part connect well;

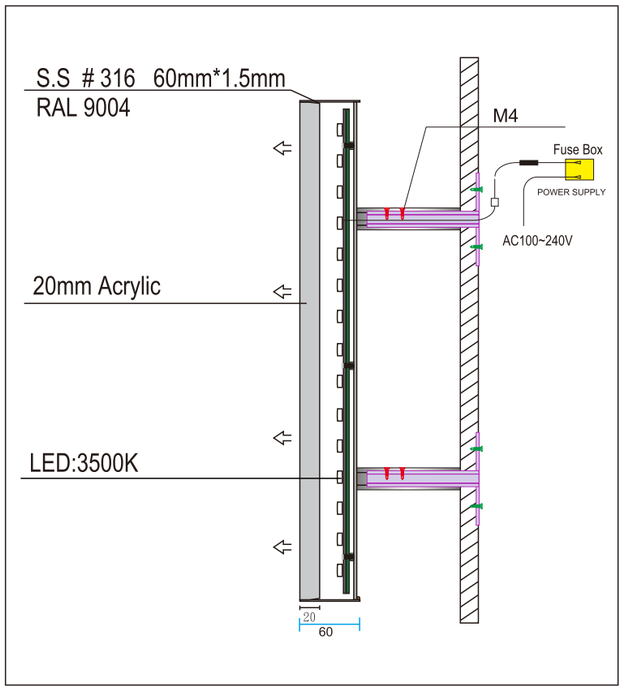




90 degree right angle;

This sign total is including 3 parts:
steel, led circuit board and acrylic ,
all are independent, can be removable
and changeable on site;




BURBERRY:
Main point:

01) #316 steel material ;
02) Water proof can be used for outdoor ;
03) Two independent LED system, usage time becomes double, and saving the mantainance cost on site ;
04) Waranty time is 6 years;
05) Whole surface is polished by CNC machine;
06) Between surface and side line are polished by CNC machine as well looks straight ,not hand made;
07) 90 degree right angle;
08) Surface and side line without joint line;
09) Steel and acrylic both part connect well;
10) Construction safety ;
11) This sign total is including 3 parts: steel, led circuit board and acrylic , all are independent, can be removable and changeable on site;

# WIRING DIAGRAM

3853mm(W)*500mm(H)

Requirements for power wiring accessories
Electric box, wire box and
PVC hose are not configured in the factory

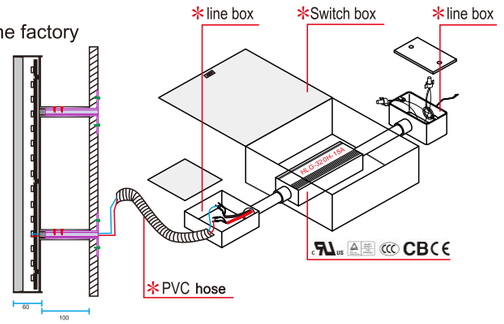


Wiring details of luminous logo

The wire box is not configured at the factory

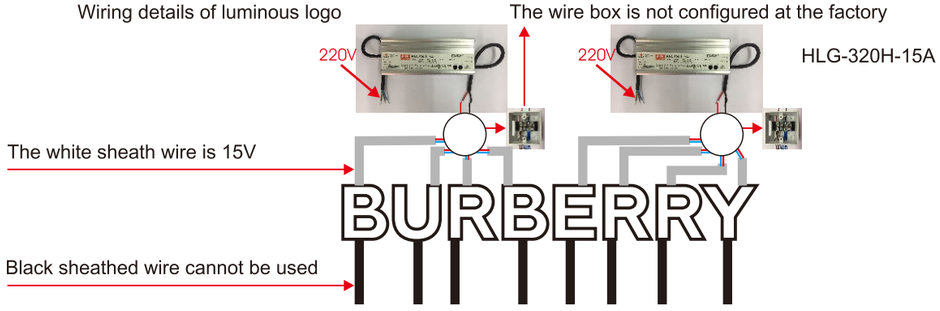


Note: there are 2 groups of lines in the logo
A group of white wires (only need to connect the white wires on site)
A group of black wires (the black wires are only reserved for standby use. They should be put into the power box for protection during installation.)

Luminous logo wiring effect

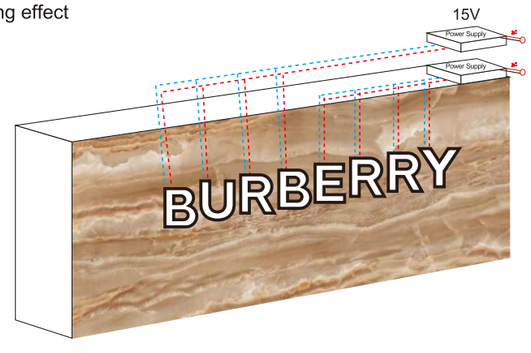


CAUTION: wiring must be carried out according to the drawing; accessories conforming to national regulations and certification must be used.

# WIRING DIAGRAM

125mm(W)*150mm(H)

## 火牛接線配件要求

Requirements for power wiring accessories

✻電箱、線盒、PVC軟管出廠不配置

Electric box, wire box and
PVC hose are not configured
in the factory

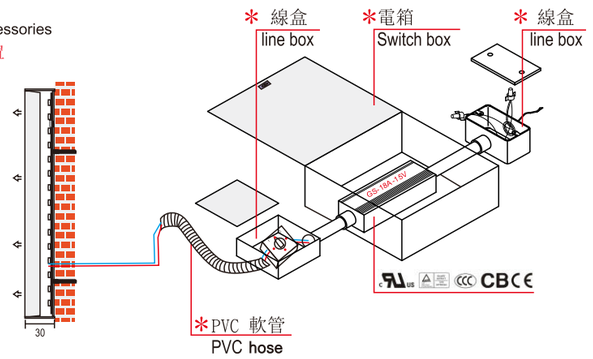


## 發光logo接線明細

Wiring details of luminous logo

LED @Group A line：9W

LED @Group B line：9W




## 發光logo接線效果

Luminous logo wiring effect

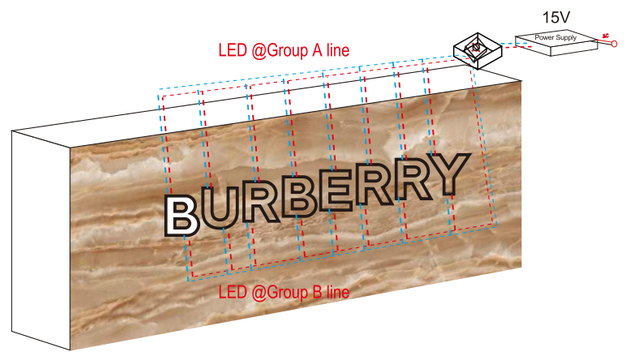


謹慎：必須按圖接線；必須使用符合國家規定及認證的配件。

CAUTION: wiring must be carried out according to the drawing; accessories conforming to national regulations and certification must be used.

# BURBERRY

## BURBERRY -SIGNAGE CONCLUDING REPORT

Date:2023.11.10

# BURBERRY

SIGN
LED
DESIGN

LOGOS
PANEL
LIGHTING

HOI YUE ADVERTISING LIMITED




SIGN
LED
DESIGN

LOGOS
PANEL
LIGHTING

HOI YUE ADVERTISING LIMITED

BURBERRY




15mm*0.8mm stainless steel casing
in piano black enamel painted finish.

15mm thick PLEXIGLAS (WH14)

SIGN
LED
DESIGN
LOGOS
PANEL
LIGHTING
HOI YUE ADVERTISING LIMITED

BURBERRY

SIGN
LED
DESIGN

LOGOS
PANEL
LIGHTING

HOI YUE ADVERTISING LIMITED

BURBE

SIGN
LED
DESIGN

LOGOS
PANEL
LIGHTING

HOI YUE ADVERTISING LIMITED



0.8mm stainless steel base

15mm*0.8mm stainless steel casing
in piano black enamel painted finish.

2mm thick solid white PLEXIGLAS
with white + black lamination.

3014 LED light (3500K)

10mm translucent white PLEXIGLAS

15mm thick PLEXIGLAS (WH14)



M4 bolts welded to 0.8mm
stainless steel base

0.8mm stainless steel base

SIGN
LED
DESIGN

LOGOS
PANEL
LIGHTING

HOI YUE ADVERTISING LIMITED

# GUCCI

## GUCCI -SIGNAGE CONCLUDING REPORT

Date:2023.11.10




CLIENT:
GUCCI

PROJECT:
Sample

SIGN LED DESIGN
LOGOS PANEL LIGHTING
HOI YUE ADVERTISING LTD.
TENG YUE TRADEMARK DESIGN CO.,LTD.

INDOOR | OUTDOOR

| | | | |
|---|---|---|---|
| PROJECT: | | NO: | |
| | | | |
| THICKNESS: | | LUMINANCE: | |
| LED CCT: | | ACRYLIC: | PLEXIGLAS® |
| WATERPROOF ☑ | NON-WATERPROOF ☐ | | |
| HOI YUE ADVERTISING LTD. | | DATE:18/04/23 | |

| | |
|---|---|
| DATE: | 2023-04-18 |
| DRAWN BY: | GH |
| APPROVED BY: | JC |
| DRAWING NO: | SY |

Delivery Address:

Delivery date:

(For Client)Confirmed & Signed by:

Date:






| | | | | | |
|---|---|---|---|---|---|
| CLIENT: GUCCI | SIGN LED DESIGN / LOGOS PANEL LIGHTING<br>HOI YUE ADVERTISING LTD.<br>TENG YUE TRADEMARK DESIGN CO.,LTD. | INDOOR \| OUTDOOR | PROJECT: | NO: | DATE: 2023-04-18 |
| PROJECT: Sample | | | THICKNESS: / LUMINANCE: | | DRAWN BY: GH |
| | | | LED CCT: / ACRYLIC: PLEXIGLAS® | | APPROVED BY: JC |
| | | | WATERPROOF ☑ NON-WATERPROOF ☐ | | DRAWING NO: SY |
| | | | HOI YUE ADVERTISING LTD. DATE:18/04/23 | | |

Delivery Address:

Delivery date:

(For Client)Confirmed & Signed by:

Date:

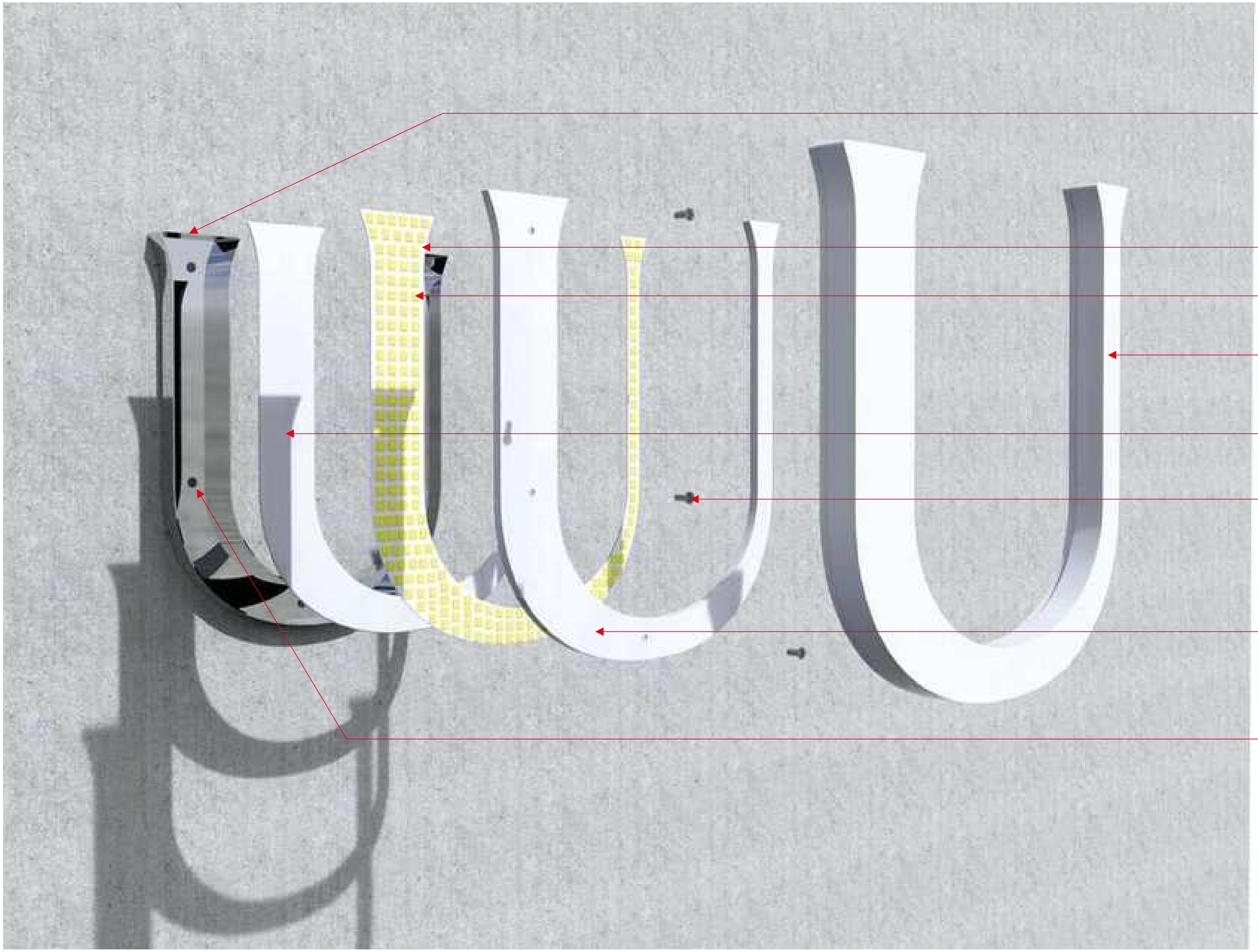


| | | | | | |
|---|---|---|---|---|---|
| CLIENT: GUCCI | SIGN LED DESIGN / LOGOS PANEL LIGHTING<br>HOI YUE ADVERTISING LTD.<br>TENG YUE TRADEMARK DESIGN CO.,LTD. | INDOOR \| OUTDOOR | PROJECT: | NO: | DATE: 2023-04-18 |
| PROJECT: Sample | | | THICKNESS: | LUMINANCE: | DRAWN BY: GH |
| | | | LED CCT: | ACRYLIC: PLEXIGLAS® | APPROVED BY: JC |
| | | | WATERPROOF ☑ NON-WATERPROOF ☐ | | DRAWING NO: SY |
| | | | HOI YUE ADVERTISING LTD. | DATE:18/04/23 | |

Delivery Address:

Delivery date:

(For Client)Confirmed & Signed by:

Date:

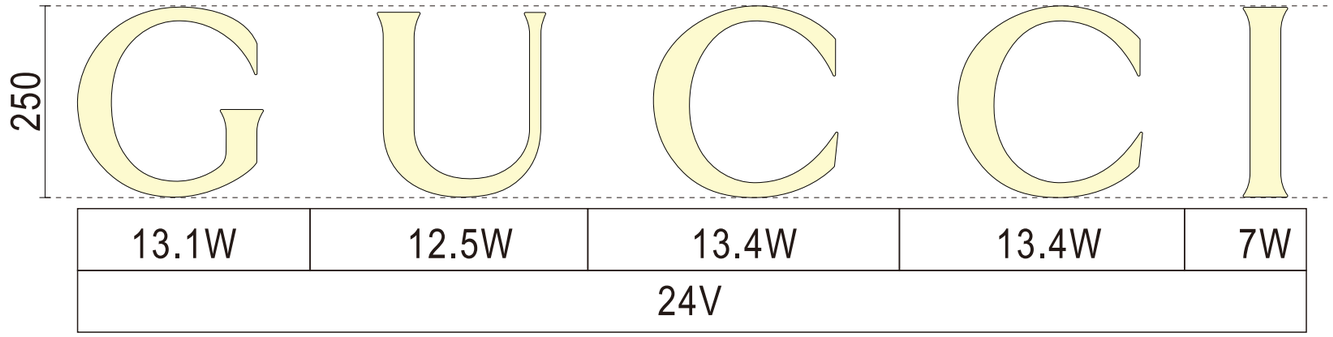


Front View
Scale : 1:8
Unit : mm

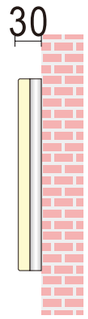


Side View
Scale : 1:8
Unit : mm




CLIENT:
GUCCI

PROJECT:
Sample

HOI YUE ADVERTISING LTD.
TENG YUE TRADEMARK DESIGN CO.,LTD.

INDOOR | OUTDOOR

| | | | |
|---|---|---|---|
| PROJECT: | | NO: | |
| | | | |
| THICKNESS: | | LUMINANCE: | |
| LED CCT: | | ACRYLIC: | PLEXIGLAS® |
| WATERPROOF ☑ | NON-WATERPROOF ☐ | | |
| HOI YUE ADVERTISING LTD. | | DATE:18/04/23 | |

| | |
|---|---|
| DATE: | 2023-04-18 |
| DRAWN BY: | GH |
| APPROVED BY: | JC |
| DRAWING NO: | SY |

Delivery Address:

Delivery date:

(For Client)Confirmed & Signed by:

Date:

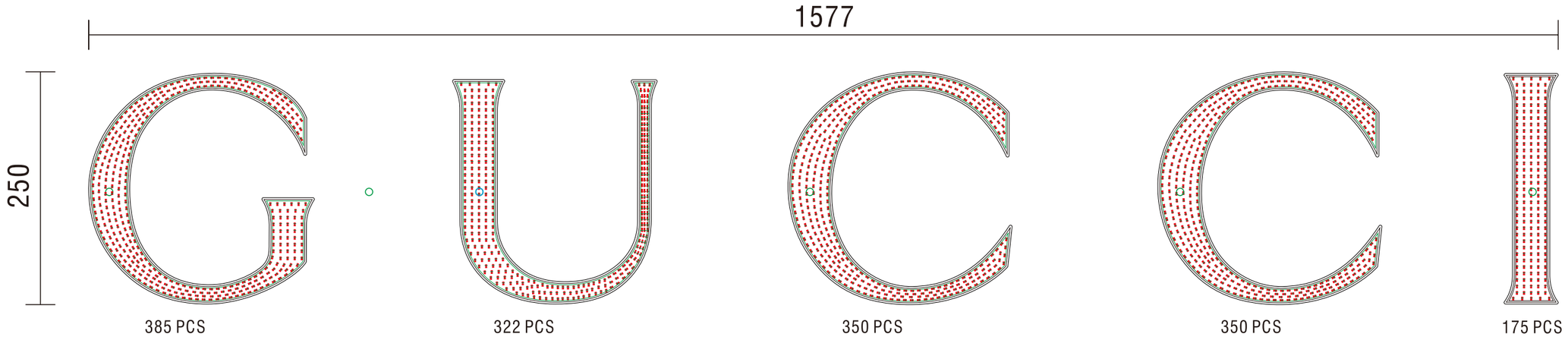


LED PCB / LED 5000K / CRI ≥ 95

| | | | | | | | |
|---|---|---|---|---|---|---|---|
| CLIENT: GUCCI<br>PROJECT: Sample | HOI YUE ADVERTISING LTD.<br>TENG YUE TRADEMARK DESIGN CO.,LTD. | INDOOR \| OUTDOOR | PROJECT: | | NO: | | DATE: 2023-04-18<br>DRAWN BY: GH<br>APPROVED BY: JC<br>DRAWING NO: SY | Delivery Address:<br>Delivery date: | (For Client)Confirmed & Signed by:<br>Date: |
| | | | THICKNESS: | | LUMINANCE: | | | | |
| | | | LED CCT: | | ACRYLIC: | PLEXIGLAS® | | | |
| | | | WATERPROOF ☑ | NON-WATERPROOF ☐ | | | | | |
| | | | HOI YUE ADVERTISING LTD. | | | DATE:18/04/23 | | | |

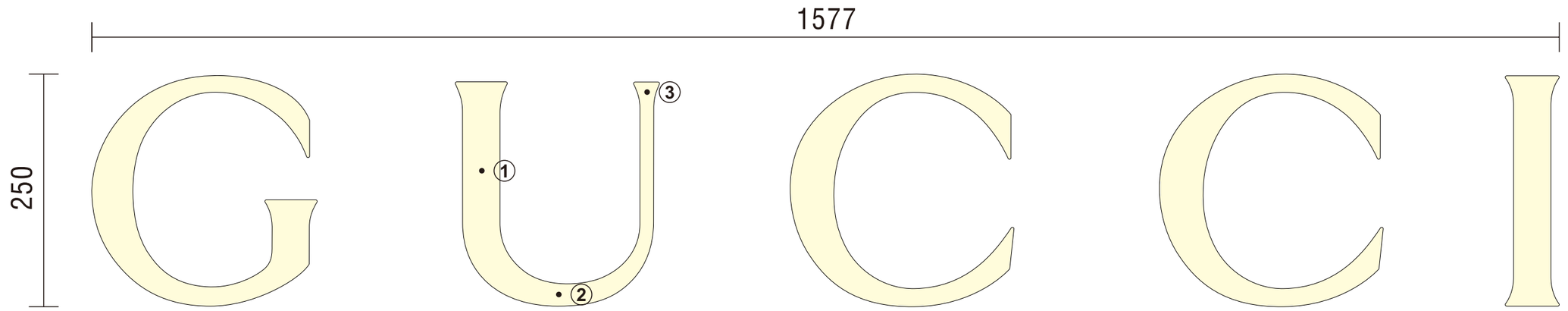


| | | |
|---|---|---|
| 1 | CCT | 4936 |
| | Lux | 19979 |
| | CRI | 97.4 |

| | | |
|---|---|---|
| 2 | CCT | 5057 |
| | Lux | 19768 |
| | CRI | 97.8 |

| | | |
|---|---|---|
| 3 | CCT | 4917 |
| | Lux | 19495 |
| | CRI | 96.5 |

| | |
|---|---|
| Watt: 59.4W | Power Supply: 150W 22.1V |







| | | | | | |
|---|---|---|---|---|---|
| CLIENT: GUCCI | HOI YUE ADVERTISING LTD. TENG YUE TRADEMARK DESIGN CO.,LTD. | INDOOR \| OUTDOOR | PROJECT: | NO: | DATE: 2023-04-18 |
| PROJECT: Sample | | | THICKNESS: | LUMINANCE: | DRAWN BY: GH |
| | | | LED CCT: | ACRYLIC: PLEXIGLAS® | APPROVED BY: JC |
| | | | WATERPROOF ☑ NON-WATERPROOF ☐ | | DRAWING NO: SY |
| | | | HOI YUE ADVERTISING LTD. | DATE:18/04/23 | |

Delivery Address:

Delivery date:

(For Client)Confirmed & Signed by:

Date:

# Häagen-Dazs

Haagen-Dazs -DRAWING DESIGN

Date:2023.11.10


Häagen-Dazs
Häagen-Dazs
Plan A


Häagen-Dazs
Häagen-Dazs
Häagen-Dazs
Häagen-Dazs
Häagen-Dazs
n-Dazs
Plan A


Plan A


Häagen-Dazs
Häagen-Dazs
Häagen-Dazs
Häagen-Dazs
Häagen-Dazs
Häagen-Dazs
Plan A


Haagen-Dazs
Haagen-Dazs
Haagen-Dazs
Haagen-Dazs
Plan A


Häagen-Dazs
Häagen-Dazs
Plan B


Häagen-Dazs
Häagen-Dazs
Häagen-Dazs
Häagen-Dazs
Häagen-Dazs
Plan B


Plan B


Häagen-Dazs
ENERGY CHARGER
Plan B

# HOI YUE – SIGN FABRICATION



Since the establishment in 1994, Hoi Yue has been a professional company in fabricating beautiful and durable signs for more than 20 years. They are capable of researching, designing and developing distinctive signs and displays for any brands. All signboards produced by Hoi Yue must meet their own quality standards in terms of: aesthetics, durableness and environmental-friendliness.

Hoi Yue has changed and applied digital controlled machines into signage manufacturing, which is unlike the old days when there were only handmade productions and the quality of signage could not be completely guaranteed. The company's new concept stresses that production should be led by 70 percent machinery and 30 percent manpower, preserving the craftsmanship and artistry of handmade production. Besides, Hoi Yue pays great attention in improving the durability and environmental friendliness of their company products.

Advantages

- All the LED used by Hoi Yue are American Cree Model: ML-B; achieving the LM-80 lighting standard
- The shell of the signage is made by aluminium, preventing deformation and rust
- The radiance of the signage is adjusted according to the colour temperature
- Luminance of the signage is over 30000Lux, which is suitable for installing on the top of a building
- Custom-made letter-shaped circuit board with aluminium substrate inside
- Connect to ISO Power Supply
- Six-year warranty for Indoor Signage; five-year warranty for Outdoor Signage
- Hoi Yue is using Israel-made acrylic, Palram Palsun, which meets the international fire protection standard
- Stable colour temperature without looking bluish or yellowish
- 80 percent of the working procedure is completed by the numerable control machine.

Up To Standard

All LEDs have passed IES LM-80 testing data recognised by ENERGY STAR, U.S.A. All materials used by Hoi Yue are UL-recognised. The flammability characteristics of materials used are Class 1, determined in accordance with BS 476: Part 7.

Hoi Yue Advertising Limited
Tel: +852 2787 7762
Fax: +852 2787 0511
Email: hoiyue@netvigator.com
Website: www.hoiyue.hk
















GUCCI


GUCCI




GINSBERG+CHAN
TUDOR
ROLEX
ROLEX


PARIS


AFUMS de MARLY
PARIS


PARFUMS de MARLY
PARIS


AA


CHANEL
CHANEL






PRADA
PRADA
PRADA












THOM BROWNE.
NEW YORK


TASAKI


TASAKI
TASAKI








Lookbook


Instant
Polaroid


boutique


PROTECTOR


Christian
Louboutin


brilliant

0
10
20
mm
in
ON
OFF
0
ABS
STANLEY
















ami














FREE


PIEBLOT








La Cucina
di Casa Dina



ALGIE

AIGLE






2018 02 07




Canton Road


周生生
Chow Sang Sang


T
GALLERIA


2016 12 28




IWC
SCHAFFHAUSE








陸佑行
LOKE YEW BUILI









GYYD PRECISION MANUFACTURING (FOSHA) CO., LTD

www.hoiyue.hk

YouTube TikTok facebook

TikTok:Hoi Yue Alisa // LinkedIn : Hoi Yue Alisa
Instagram :hoiyueadvertisingltd // YouTube:Alisa Yim

Unit 5, 20/F, Solo, 83 Bedford Road, Tai Kok Tsui, Kln, HONG KONG